

Audit Report to the Members of the "Himmotthan Society"**Report on the Financial Statements:**

We have audited the accompanying financial statements of "HIMMOTTHAN SOCIETY, 193, Phase-II, Vasant Vihar, Dehradun (PAN-AAATH6935K) ('The Society'), which comprise of the Balance Sheet as at 31st March, 2015, the Income and Expenditure Account and the Receipts and Payment Account for the year then ended and a summary of significant Accounting Policies and other explanatory information.

Management's Responsibility for the Financial Statements:

Management is responsible for the preparation of these Financial Statements that give a true and fair view of the financial position, income and expenditure and receipts and payments of the Society in accordance with the Accounting Standards as prescribed by the Institute of Chartered Accountants of India to the extent applicable. This responsibility includes the design, implementation and maintenance of internal control relevant to the preparation and presentation of the financial statements that give a true and fair view and are free from material misstatement, whether due to fraud or error.

Auditor's Responsibility:

Our responsibility is to express an opinion on these financial statements based on our audit. We conducted our audit in accordance with the Standards on Auditing issued by the Institute of Chartered Accountants of India. Those Standards require that we comply with ethical requirements and plan and perform the audit to obtain reasonable assurance about whether the financial statements are free of material misstatement.

An audit involves performing procedures to obtain audit evidence about the amounts and disclosures in the financial statements. The procedures selected depend on the auditor's judgement, including the assessment of the risks of material misstatement of the financial statements, whether due to fraud or error. In making those risk assessments, the auditor considers internal control relevant to the Society's preparation and fair presentation of the financial statements in order to design audit procedures that are appropriate in the circumstances. An audit also includes evaluating the appropriateness of accounting policies used and the reasonableness of the accounting estimates made by management as well as evaluating the overall presentation of the financial statements.

We believe that the audit evidence we have obtained is sufficient and appropriate to provide a basis for our audit opinion.



Opinion

In our opinion and to the best of our information and according to the explanations given to us, the financial statements give a true and fair view in conformity with the accounting principles generally accepted in India:

- a. In the case of the Balance Sheet, of the state of affairs of the Society as at March 31, 2015:
- b. In the case of the Income and Expenditure Account of the NIL Surplus/Deficit for the year ended on that date; and
- c. In the case of the Receipts and Payment Account, of the receipts and payments for the year that ended on that date.

For M/S K.W. Jain & Co.
Chartered Accountants,



(Alok K. Jain)

Proprietor

Membership # 70088

FRN # 000247C

Date: 22.09.2015

Place: Dehra Dun

HIMMOTTHAN SOCIETY

(Registered u/s Society Act 1860)

193, Vasant Vihar, Phase - II, Dehradun, Uttarakhand Ph. 0135 2760728, Fax 0135 2761796

Balance Sheet
As on 31st March '2015

S. No.	Particulars	Schedule No.	As at 31st March.'2015	As at 31st March.'2014
			Amount	Amount
A.	SOURCES OF FUNDS			
I	FIXED ASSETS CAPITAL FUND	A	1,246,985	943,114
II	GENERAL FUND	B	358,309	358,309
III	GRANT FUND (UNUTILISED GRANTS)	C	96,885,155	89,910,881
IV	CURRENT LIABILITIES & PROVISIONS	D	265,030	337,690
	TOTAL		98,755,479	91,549,994
B	APPLICATION OF FUNDS			
I	FIXED ASSETS (NET BLOCK)	E	1,246,985	943,114
II	DEPOSITS WITH SCHEDULED BANKS	F	64,823,600	67,090,361
III	CURRENT ASSETS, LOANS & ADVANCES	G	32,684,894	23,516,519
	TOTAL		98,755,479	91,549,994

Significant Accounting Policies & Notes on Accounts as per Schedule -O

Chairman

Certified in terms of our separate report of even date.

Secretary/ Executive Director

Treasurer

Finance and Admin. Officer

For K.W Jain & Co.
Chartered Accounted
FRN No. 000247C*Alok Kumar Jain*
(Alok Kumar Jain)
Proprietor
Membership No. # 70088Dated : 22.09.2015
Place : Dehradun

HIMMOTTHAN SOCIETY

193, Vasant Vihar, Phase - II, Dehradun, Uttarakhand Ph. 0135 2760728, Fax 0135 2761796

SCHEDULE ANNEXED TO THE BALANCE SHEET
As on 31st MARCH'2014

SCHEDULE "A" OF FIXED ASSETS CAPITAL FUND

Particulars	Financial Year 2014-15 (As on 31st March'2015)												F. YEAR 2013-14
	IFLDP PROJECT	CLM PROJECT	NETTLE FIBER	Micro Finance	NTFP, MAP PROJECT	COF/ NRLP/MMAP	UPDLP	SHHULI STAR	TITAN	HMS-FCRA	HMS IC / Main	TOTAL 2014-15	
Opening Balance	216,763	385,265	41,230	51,280	-	248,576	-	-	-	-	-	943,114	570,186
Add: Additions during the year	-	51,740	-	-	-	125,670	537,587	152,756	-	-	-	867,753	657,497
	216,763	437,005	41,230	51,280	-	374,246	537,587	152,756	-	-	-	1,810,867	1,227,683
Less: Depreciation	76,776	88,059	5,113	10,586	-	116,903	192,235	48,852	-	-	-	538,524	284,569
Less: Previous Year Adjustment	-	25,358	-	-	-	-	-	-	-	-	-	25,358	-
TOTAL	139,987	323,589	36,117	40,694	-	257,343	345,352	103,904	-	-	-	1,246,986	943,114

SCHEDULE "B" OF GENERAL FUND

Particulars	Financial Year 2014-15 (As on 31st March'2015)												F. YEAR 2013-14
	IFLDP PROJECT	CLM PROJECT	NETTLE FIBER	Micro Finance	NTFP, MAP PROJECT	COF/ NRLP/MMAP	UPDLP	SHHULI STAR		HMS-FCRA	HMS IC / Main	TOTAL 2014-15	
Opening Balance	334,634	23,675	-	-	-	-	-	-	-	-	-	358,309	358,309
Less : Transfer to Main Account	334,634	23,675	-	-	-	-	-	-	-	-	-	358,309	-
	-	-	-	-	-	-	-	-	-	-	-	-	358,309
Add: Additions during the year	-	-	-	-	-	-	-	-	-	-	-	358,309	-
TOTAL	-	-	-	-	-	-	-	-	-	-	-	358,309	358,309

SCHEDULE "D" OF CURRENT LIABILITIES & PROVISIONS

Particulars	Financial Year 2014-15 (As on 31st March'2015)												F. YEAR 2013-14
	IFLDP PROJECT	CLM PROJECT	NETTLE FIBER	Micro Finance	NTFP, MAP PROJECT	COF/ NRLP/MMAP	UPDLP	SHHULI STAR	TITAN	HMS-FCRA	HMS IC / Main	TOTAL 2014-15	
Expenses Payable													
TDS Payable	377	1,232	164	-	-	5,144	-	-	-	-	6,894	13,811	3,812
PF Payable	-	-	-	-	-	-	-	-	-	-	-	-	59,827
Gratuity Payable	-	-	-	-	-	-	-	-	-	-	1,985	1,985	112,354
Sub Total	377	1,232	164	-	-	5,144	-	-	-	-	8,879	15,796	175,993
Staff Emoluments Security													
(SS)Girish Chandra	660	-	-	-	-	-	-	-	-	-	-	660	660
(SS)Adeel Rizvi	-	-	-	-	-	-	-	-	-	-	-	-	25,000
(SS)Ganesh Singh Bisht	-	-	-	-	-	-	-	-	-	-	-	-	2,695
(SS)Hemandra Singh	-	-	-	-	-	12,310	-	-	-	-	-	12,310	1,300
(SS)Jagdish Joshi	-	-	-	-	-	-	-	-	-	-	-	-	24,000
(SS)Manoj Bhagani	-	-	-	-	-	-	-	-	-	-	-	-	1,285
(SS)Prakash Dhalia	-	-	-	-	-	-	-	-	-	-	-	-	24,000
(SS)Sunil Joshi	-	-	-	-	-	-	-	-	-	-	-	-	20,000
(SS) Manish Jha	-	-	-	-	-	-	-	-	-	-	-	-	34,000
(SS) Raghuvveer Singh Negi	2,710	-	-	-	-	6,334	-	-	-	-	-	9,044	2,710
(SS) Fakhruddin	-	-	-	-	-	-	-	-	-	-	-	-	5,465
(SS) Kavita Badola	-	-	-	8,182	-	-	-	-	-	-	-	8,182	2,382



(SS) Ramesh Rana	-	-	-	-	-	-	-	-	-	-	-	-	5,200
(SS) Sulochna Negi	-	-	-	-	-	-	-	-	-	-	-	-	13,000
(SS) Sanjay Joshi	-	-	-	-	-	-	-	-	-	31,665	31,665	-	
(SS) Amit Upmanyu	-	-	-	-	-	-	-	-	-	33,500	33,500	-	
(SS) Anil Ramola	-	-	-	-	-	-	-	-	-	2,330	2,330	-	
(SS) Kirtika Karki	-	-	-	-	-	-	12,000	-	-	12,000	24,000	-	
(SS) Raman Deep	-	-	-	-	-	-	-	-	-	28,750	28,750	-	
(SS)Ramesh Upadhaya	-	-	-	-	-	-	-	-	-	6,795	6,795	-	
(SS)Yashwant Singh	-	-	-	-	-	-	24,998	-	-	-	24,998	-	
(SS)Shashi Uniyal	-	-	-	-	-	-	24,134	-	-	18,866	43,000	-	
(SS)Shishir Upadhayay	-	-	-	-	-	-	12,000	-	-	12,000	24,000	-	
Sub Total	3,370	-	-	8,182	-	18,644	73,132	-	-	145,906	249,234	161,697	
Total Liability	3,747	1,232	164	8,182	-	23,788	73,132	-	-	154,785	265,030	337,690	

SCHEDULE "G" CURRENT ASSETS

Particulars	Financial Year 2014-15 (As on 31st March'2015)											F. YEAR 2013-14	
	IFLDP PROJECT	CLM PROJECT	NETTLE FIBER	Micro Finance	NTPF, MAP PROJECT	COF/ NRLP/MMAP	UPDLP	SHHULI STAR	TITAN	HMS-FCRA	HMS IC / Main		TOTAL 2014-15
Balance with Bank													
- IOB A/c No. 10331	10,654,389	-	-	-	-	-	-	-	-	-	10,654,389	549,066	
- IOB A/c No. 10383	-	383,858	-	-	-	-	-	-	-	-	383,858	544,193	
- IOB A/c No. 10721	-	-	109,401	-	-	-	-	-	-	-	109,401	232,806	
- IOB A/c No. 10784	-	-	-	-	19,287	-	-	-	-	-	19,287	18,657	
- IOB A/c No. 11780	-	-	-	-	-	-	-	-	-	314,423	314,423	3,126,788	
- IOB A/c No. 10787 - FCRA	-	-	-	-	-	-	-	-	382,454	-	382,454	3,284,384	
- AXIS Bank A/c 912010002617405	-	-	-	620,059	-	-	-	-	-	-	620,059	514,040	
- Uttarakhand Grameen Bank 76003225177	-	-	-	-	-	2,755,999	-	-	-	-	2,755,999	698,568	
- AXIS Bank A/c 913010036585894	-	-	-	-	-	-	6,454,843	-	-	28,485	6,483,328	10,206,711	
- Uttarakhand Grameen Bank-Almora	-	-	-	-	-	52,964	-	-	-	-	52,964	-	
- Uttarakhand Grameen Bank-TITAN	-	-	-	-	-	-	-	2,200,000	-	-	2,200,000	-	
- Uttarakhand Grameen Bank-SRTT-UPLDP	-	-	-	-	-	-	420,981	-	-	-	420,981	-	
- Uttarakhand Grameen Bank-TRC -UPLDP	-	-	-	-	-	-	223,753	-	-	-	223,753	-	
- Uttarakhand Grameen Bank-Main	-	-	-	-	-	-	-	-	-	378,095	378,095	-	
- Cash in Hand	30	-	-	-	-	-	-	-	-	-	30	-	
Sub Total	10,654,419	383,858	109,401	620,059	19,287	2,808,963	644,734	6,454,843	2,200,000	382,454	721,003	24,999,020	19,175,213
Security Deposit													
- With Telephone Department	-	3,300	-	-	-	-	-	-	-	-	3,300	3,300	
- With Mr. Vineet Kumar Land Lord	-	64,420	-	-	-	-	-	-	-	-	64,420	64,420	
Sub Total	-	67,720	-	-	-	-	-	-	-	-	67,720	67,720	
Stock in hand													
- Solar Modules 77.5 watt	-	-	-	-	-	-	-	-	-	217,697	-	217,697	217,697
Sub Total	-	-	-	-	-	-	-	-	-	217,697	-	217,697	217,697
Advances/ Recoverable													
TDS Receivable - AY - 2015-16	7,311	32,429	40,725	4,927	-	18,048	26,947	30,656	-	274,571	-	435,614	-
TDS Receivable - AY - 2014-15	-	11,241	-	6,597	-	7,281	-	-	-	37,027	-	62,146	62,146
TDS Receivable - AY - 2013-14	14,436	39,078	55,891	10,562	18,057	-	-	-	-	-	-	138,024	138,024
TDS Receivable - AY - 2012-13	-	-	-	-	-	-	-	-	-	-	-	-	-
TDS Receivable - AY - 2011-12	2,047	1,980	8,737	-	4,946	-	-	-	-	-	-	17,710	17,710
Sub Total	23,794	84,728	105,353	22,086	23,003	25,329	26,947	30,656	-	311,598	-	653,494	217,880
Other Advance													
ILRI Delhi	19,523	-	-	-	-	-	-	-	-	-	-	19,523	54,565



CMF	-	-	800	-	-	-	-	-	-	-	-	800	-
VPKAS	-	-	-	-	-	20,926	-	-	-	-	-	20,926	-
Abbal Singh	-	-	-	-	-	-	-	-	760	-	-	760	-
Rakhi Mahawar	-	-	-	-	-	-	-	-	-	(1,385)	-	(1,385)	-
Himmothan - CLMP/NRLP/IFLDP/MAIN IC	-	(60)	-	-	-	-	(52,600)	-	23,049	29,549	-	(62)	-
SRTT Control A/c	8,036	54,150	3,200	24,877	-	141,368	-	-	-	-	-	231,631	472,810
Tata Solar System Ltd	-	-	-	-	-	-	-	-	-	-	-	-	400,000
M/s DMA & Associates	-	-	-	-	-	-	-	-	-	-	-	-	843
Advances to Village Level Institution													
Him Vikas Swayatt Sehkarita Jadipani	-	85,000	-	12,000	-	2,125	-	-	-	-	-	99,125	94,100
Jagnti Swayat Sahkarita	-	-	1,800	-	-	-	-	-	-	-	-	1,800	3,700
Nanda Devi Swayath Sahkarita, Ghat	-	-	-	10,000	-	-	-	-	-	-	-	10,000	-
Sub Total	27,559	139,090	5,800	46,877	-	164,419	(52,600)	-	-	23,809	28,164	383,118	1,026,018
ADVANCE WITH PARTNER NGOS													
Alaknanda Ghati Shilpi Federation, Chamoli (AAGASS)	-	-	39,213	-	-	-	-	-	-	-	-	39,213	39,213
Central Himalayan Rural Action Group (CHARG)	57,728	-	-	-	-	347,847	703,527	-	-	-	-	1,109,102	511,093
Himalayan Gram Vikas Samiti (HGVS)	264,168	-	-	(2,759)	-	-	-	-	-	-	-	261,409	788,386
Himalayan Sewa Samiti, Pithoragarh (HSS)	385,256	-	-	8,568	-	-	-	-	-	-	-	393,824	292,464
Jai Nanda Welfare Society, Chamoli (JNWS)	-	-	-	1,528	-	-	-	-	-	-	-	1,528	1,528
Jakeshwar Shikshan Sansthan (JSS)	50,400	-	-	10,000	-	-	-	-	-	-	-	60,400	(100)
Mount Valley Develop. Asso. Tehri (MVDA)	24,361	-	-	-	-	199,692	-	-	-	23,000	-	247,053	314,847
Sankalp Samiti	7,300	-	-	8,900	-	-	-	97,221	-	-	-	113,421	-
Shri Bhuvneshwari Mahila Ashram (SBMA)	69,653	-	-	8,341	-	-	1,369,157	-	-	-	-	1,447,151	77,221
Society Integrated Mng. of All Resources	8,401	-	-	19,336	-	-	-	-	-	-	-	27,737	147,599
Institute of Himalayan Environment, Research and Education (INHERE), Masi	-	-	-	-	-	218,689	-	-	-	-	-	218,689	134,348
Himalayan Education & Resource Development Society (HERDS)	-	780	-	-	-	-	-	-	-	-	-	780	-
Advance Center for Water Resources Development and Management (ACWADAM)	-	89,018	-	-	-	-	-	-	-	-	-	89,018	89,018
The Himalayan Trust	-	-	-	-	-	269,699	-	-	-	-	-	269,699	194,726
Rural Initiative for Social Engineering (RISE)	315,119	-	-	-	-	-	-	-	-	-	-	315,119	221,648
AAPAR	-	-	-	-	-	-	1,769,702	-	-	-	-	1,769,702	-
Sub Total	1,182,386	89,798	39,213	53,914	-	1,035,927	3,842,386	97,221	-	-	23,000	6,363,845	2,811,991
TOTAL CURRENT ASSETS	11,888,158	765,194	259,767	742,936	42,290	4,034,638	4,461,467	6,582,720	2,200,000	935,558	772,167	32,684,894	23,516,519

Annexed to the Balance Sheet of even date .



HIMMOTTHAN SOCIETY


193, Vasant Vihar, Dehradun, Uttarakhand Ph. 0135 2760728, Fax 0135 2761796

SCHEDULE 'C' ANNEXED TO THE BALANCE SHEET
As on 31st MARCH'2015

S. No.	Project	Donor	Grant Received				Utilization/Transfer		Balance as on 31.03.2015
			As on 01.04.2014	Received FY (2014-15)	Interest on Grant FY (2014-15)	Total Grant	Refund/ Transfer FY (2014-15)	Utilised FY (2014-15)	
1	Integrated fodder & Livestock Development Project Phase II	SRTT	3,980,017	-	211,504	4,191,521	-	3,811,370	380,151
2	Goatery Based Livelihoods Improvement Project (GLIP)	SRTT	1,648,028	4,000,000	42,278	5,690,306	-	3,826,137	1,864,169
3	Rolling out Education Interventions in selected Himmotthan Clusters	SRTT	332,649	-	7,000	339,649	-	310,617	29,032
4	Reprinting of the original 'Gazetteer of the Himalayan Provinces of the North-Western Provinces of India	SRTT	294,000	-	-	294,000	-	250,641	43,359
5	Collaboration with State Govt of Uttarakhand on the SRLM	SRTT	(50,072)	693,000	2,667	645,595	-	587,795	57,800
6	Central Himalayan Livestock Initiative	NRTT	-	10,000,000	-	10,000,000	-	-	10,000,000
	Sub Total - IFLDP		6,204,622	14,693,000	263,449	21,161,071	-	8,786,560	12,374,511
7	Common Livelihoods and Markets	SRTT	2,527,864	-	433,714	2,961,578	-	208,441	2,753,137
8	Grant Management Support for the Himmotthan Pariyojana	SRTT	438,356	-	-	438,356	-	265,772	172,584
9	Catchment Planning and Monitoring:Water Supply and Sanitation Project under Himmotthan Pariyojana (SRTT)	SRTT	935,863	-	14,761	950,624	-	474,615	476,009
10	Roll out of Low Cost Water Filter through Federations to Meet Potable Water Needs	SRTT	690,000	-	-	690,000	-	52,765	637,235
11	Enabling Entrepreneurship through Gaon Chalo Initiative	SRTT	696,000	-	-	696,000	-	48,620	647,380
12	Staff Training	SRTT	9,755	-	-	9,755	-	-	9,755
13	Water and Sanitation - INHERE	SRTT	-	2,720,000	-	2,720,000	-	295,095	2,424,905
	Sub Total - CLMP		5,297,838	2,720,000	448,475	8,466,313	-	1,345,308	7,121,005
14	Monitoring of the Natural Resource based Livelihood Project	SRTT	1,881,338	4,000,000	126,241	6,007,579	-	2,743,554	3,264,025
15	Maximizing Mountain Agriculture Project	SRTT	1,682,078	8,000,000	109,858	9,791,936	-	7,099,746	2,692,190
16	Monitoring of Centre for Organic Farming - Phase III (COF-III)	SRTT	365,961	1,412,000	55,381	1,833,342	-	703,743	1,129,599
	Sub Total COF/MMAP/ NRLP		3,929,377	13,412,000	291,480	17,632,857	-	10,547,043	7,085,814
17	Himalayan Nettle Fiber: A Community Based Approach to Sustainable Harvesting, Value Addition and Market	NRTT	3,849,291	-	413,564	4,262,855	-	1,082,361	3,180,494
18	Catchment Planning and Monitoring:Water Supply and Sanitation Project under Himmotthan Pariyojana (NRTT)	NRTT	76,221	-	-	76,221	76,221	4,752	(4,752)



S. No.	Project	Donor	Grant Received				Utilization/Transfer		Balance as on 31.03.2015
			As on 01.04.2014	Received FY (2014-15)	Interest on Grant FY (2014-15)	Total Grant	Refund/Transfer FY (2014-15)	Utilised FY (2014-15)	
19	Monitoring of 'Sustaining Mountain Livelihoods – Implementation Phase' Project	NRTT	1,725,201	-	176,964	1,902,165	-	100,000	1,802,165
20	Solar Pumping System Pilot as Alternative Energy Source under Himmothan Pariyojana	NRTT	700,702	-	51,542	752,244	-	673,311	78,933
21	Other Misc Grants	Other	29,539	-	-	29,539	-	-	29,539
	Sub Total Nettle Fiber		6,380,954	-	642,070	7,023,024	76,221	1,860,424	5,086,379
22	Integration of Micro-Finance : Livelihood Finance within Himmothan Pariyojana through Cluster Approach	NRTT	1,808,509	4,864,000	104,216	6,776,725	-	5,041,971	1,734,754
	Sub Total Micro Finance		1,808,509	4,864,000	104,216	6,776,725	-	5,041,971	1,734,754
23	Sustaining Rural Livelihoods through the Cultivation and Conservation of Non-Timber Forest Products (NTFPs) and Medicinal and Aromatic Plants (MAPs) in Uttarakhand	SDTT	41,660	-	630	42,290	-	-	42,290
	Sub Total NTFP/ MAPs		41,660	-	630	42,290	-	-	42,290
24	Donation for Relief Rehabilitation and Livelihoods work in Uttarakhand								
25	Uttarakhand Post Disaster Livelihood Project (TATA Group)*	TRC	-	15,000,000	328,903	15,328,903	-	10,653,357	4,675,547
26	Uttarakhand Post Disaster Livelihood Project (SRTT)	SRTT	-	7,000,000	53,670	7,053,670	-	5,340,882	1,712,788
	Sub Total UPDLP		-	22,000,000	382,573	22,382,573	-	15,994,239	6,388,335
27	Uttarakhand Saath Hen Hum Livelihood Programme (STAR)*	STAR	-	8,776,710	500,209	9,276,919	-	4,119,200	5,157,719
	Others Donation*	OTHERS	-	1,425,001	-	1,425,001	-	-	1,425,001
	Sub Total SHHULI		-	10,201,711	500,209	10,701,920	-	4,119,200	6,582,720
28	One Prospal International-Canada	OPI	67,822	-	68	67,890	-	51,378	16,512
29	First Solar Malaysia	FS	217,697	-	-	217,697	-	-	217,697
30	International River Flow - USA	IRF USA	93,121	-	174	93,295	-	33,567	59,728
31	Donation for Relief Rehabilitation and Livelihoods work in Uttarakhand	STAR	33,160,469	-	2,796,760	35,957,229	-	1,515,983	34,441,246
32	Reclaiming the Water Supply in 2013 Disaster hit Villages of Rudraprayag, Uttarakhand	ISC	-	2,400,000	17,042	2,417,042	-	119,832	2,297,210
	Sub Total HMS- FCRA		33,539,109	2,400,000	2,814,044	38,753,153	-	1,720,760	37,032,393
33	Integrated Wash Plus Project in Tehri Garhwal	TITAN	-	5,000,000	-	5,000,000	-	-	5,000,000
	Sub Total TITAN		-	5,000,000	-	5,000,000	-	-	5,000,000
34	Donation for Relief Rehabilitation and Livelihoods work in Uttarakhand	OTHERS	32,708,813	-	929,854	33,638,667	-	-	33,638,667
	Less: Transfer to Project Accounts*			25,201,711	-	25,201,711	-	-	25,201,711
	Sub Total Himmothan Main Account		32,708,813	(25,201,711)	929,854	8,436,956	-	-	8,436,956
	GRAND TOTAL		89,910,881	50,089,000	6,377,000	146,376,880	76,221	49,415,505	96,885,155



Annexed to the Balance Sheet of even date .

HIMMOTTHAN SOCIETY

193, Vasant Vihar, Phase - II, Dehradun, Uttarakhand Ph. 0135 2760728, Fax 0135 2761796

SCHEDULE "E" FIXED ASSETS - CONSOLIDATED

S.No.	Particulars	Rate of Dep %	Gross Block				Depreciation			Net Block		
			Opening Balance as on 01.04.14	Additions during the FY 2014-15		Previous Year Adjustment	Closing Balance as on 31.03.15	As on 01.04.14	For the FY 2014-15	As on 31.03.15	As on 31.03.15	As on 31.03.14
				>180 days	< 180 days							
1	Computers and Peripherals with	60%	266,710	452,335	-	25,358	693,687	678,760	416,211	1,094,971	277,476	266,710
2	Furniture & Fixture	10%	324,245	173,580	74,123	-	571,948	78,757	53,489	132,246	518,459	324,245
5	Office Equipment	15%	132,612	55,505	60,470	-	248,587	50,897	32,754	83,651	215,833	132,612
6	Other Equipments	15%	50,084	-	51,740	-	101,824	27,831	11,393	39,224	90,431	50,084
7	Software	60%	5,207	-	-	-	5,207	68,863	3,125	71,988	2,082	5,207
	TOTAL (A)		778,858	681,420	186,333	25,358	1,621,253	905,108	516,972	1,422,080	1,104,281	778,858

Fixed Assets Transfer from Himmotthan Cell (PSI)

S.No.	Particulars	Rate of Dep %	Gross Block				Depreciation			Net Block		
			Opening Balance as on 01.04.14	Additions during the year		Previous Year Adjustment	Closing Balance as on 31.03.15	As on 01.04.14	For the FY 2014-15	As on 31.03.15	As on 31.03.15	As on 31.03.14
				>180 days	< 180 days							
1	Computers and Peripherals	60%	689	-	-	-	689	66,576	413	66,989	276	689
2	Furniture & Fixture	10%	67,933	-	-	-	67,933	47,112	6,793	53,905	61,140	67,933
3	Office Equipment	15%	95,634	-	-	-	95,634	119,903	14,345	134,248	81,289	95,634
	TOTAL (B)		164,256	-	-	-	164,256	233,591	21,552	255,143	142,704	164,256

	GRAND TOTAL (A+B)		943,114	681,420	186,333		1,785,509	1,138,699	538,524	1,677,223	1,246,985	943,114
--	--------------------------	--	----------------	----------------	----------------	--	------------------	------------------	----------------	------------------	------------------	----------------

Annexed to the Balance Sheet of even date .



(Handwritten signature)

HIMMOTTHAN SOCIETY

193, Vasant Vihar, Phase - II, Dehradun, Uttarakhand Ph. 0135 2760728, Fax 0135 2761796

SCHEDULE "F" INVESTMENTS (Details of FDRs as on 31.03.2015)

S. No.	FDR'S Details during the year 2014-15			FDR'S Details during the year 2013-14		Project Name
	A/c's No.	Issue Date	Issue Amount	A/c's No.	Issue Amount	
1	055204111500049	31.03.2015	500,000	055204111400034	1,500,000	Himmotthan - IFLDP
2	-	-	-	055204111300116	1,057,007	Himmotthan - IFLDP
3	-	-	-	055204111300117	1,057,007	Himmotthan - IFLDP
	Sub Total		500,000		3,614,014	
4	055204111500030	27.02.2015	778,899	055204111300120	716,616	Himmotthan - CLMP
5	055204111500022	13.02.2015	1,128,717	055204111300179	848,069	Himmotthan - CLMP
6	055204111500054	26.03.2015	919,334	055204111300113	1,024,864	Himmotthan - CLMP
7	055204111500055	26.03.2015	1,130,093	055204111300177	1,042,491	Himmotthan - CLMP
8	055204111500015	31.01.2015	1,000,000	055204111400032	500,000	Himmotthan - CLMP
9	055204511500181	31.01.2015	1,400,000	-	-	Himmotthan - CLMP
	Sub Total		6,357,043		4,132,040	
10	055204111400222	27.12.2014	1,245,907	055204111300114	794,758	Himmotthan - NRTT
11	055204111400218	26.12.2014	1,197,938	055204511300100	1,142,511	Himmotthan - NRTT
12	055204111500031	19.02.2015	601,213	055204111300115	1,109,319	Himmotthan - NRTT
13	055204111400219	26.12.2014	1,188,260	055204111300122	552,109	Himmotthan - NRTT
14	055204111500060	26.03.2015	593,458	055204111300123	1,100,357	Himmotthan - NRTT
15	-	-	-	055204111300178	545,253	Himmotthan - NRTT
16	-	-	-	055204111400033	400,000	Himmotthan - NRTT
	Sub Total		4,826,776		5,644,307	
17	-	-	1,000,000	913040017210372	1,000,000	Himmotthan - MF
	Sub Total		1,000,000		1,000,000	
18	76005653439	30.3.2015	1,074,964	609932	700,000	Himmotthan - MMAP
19	76009481690	31.03.2015	1,000,000	76005652991	1,000,000	Himmotthan - MMAP
20	76009481678	31.03.2015	1,000,000	76005653439	1,000,000	Himmotthan - MMAP
	Sub Total		3,074,964		2,700,000	
21	76009481714	31.03.2015	1,000,000	-	-	Himmotthan - UPDLP
22	76009481758	31.03.2015	1,000,000	-	-	Himmotthan - UPDLP
	Sub Total		2,000,000		-	
23	76009481645	31.03.2015	800,000	-	-	Himmotthan - TITAN
24	76009478778	31.03.2015	1,000,000	-	-	Himmotthan - TITAN
25	76009478202	31.03.2015	1,000,000	-	-	Himmotthan - TITAN
	Sub Total		2,800,000		-	
26	55204111500014	31.01.2015	5,333,383	55204111400015	5,000,000	Himmotthan - FCRA
27	55204511500213	01.02.2015	10,857,087	55204511400215	5,000,000	Himmotthan - FCRA
28	55204511500212	01.02.2015	10,857,087	55204511400218	10,000,000	Himmotthan - FCRA
29	055204111500032	28.02.2015	1,818,952	55204511400217	10,000,000	Himmotthan - FCRA
30	055204111400230	31.03.2015	400,000	-	-	-
31	055204111500047	31.03.2015	500,000	-	-	-
32	055204111400229	30.12.2014	1,000,000	-	-	-
33	055204111400233	30.12.2014	5,330,325	-	-	-
	Sub Total		36,096,834		30,000,000	
34	55204111400234	31.12.2014	5,367,983	55204111400014	5,000,000	Himmotthan - Main
35	55204111400236	31.12.2014	1,000,000	55204511400216	10,000,000	Himmotthan - Main
36	55204111400235	31.12.2014	1,000,000	55204511400214	5,000,000	Himmotthan - Main
37	055204111500049	31.03.2015	800,000	-	-	-
	Sub Total		8,167,983		20,000,000	
			64,823,600		67,090,361	

Annexed to the Balance Sheet of even date.

Dated : 21.09.2015
Place : Dehra DunFor K.W. Jain & Co.
Chartered Accountant
FRN No. 000247C(Alok Kumar Jain)
Proprietor
Membership No. # 70088

HIMMOTTHAN SOCIETY
(Registered u/s Society Act 1860)

193, Vasant Vihar, Phase - II, Dehradun, Uttarakhand Ph. 0135 2760728, Fax 0135 2761796

INCOME & EXPENDITURE ACCOUNT
FOR THE YEAR ENDING AS ON 31st MARCH' 2015

S. No.	Particulars	Sch. No.	Financial Year 2014-15 (As on 31st March 2015)											F. YEAR 2013-14	
			IFLDP PROJECT	CLM PROJECT	NETTLE FIBER	MICRO FINANCE	NTFFP, MAP PROJECT	COF/ NLM/MMAP	UPDLP	SHHULI STAR	TITAN	HMS-FCRA	HMS IC/ Main		TOTAL 2014-15
A.	INCOME														
	Grant Received	C	14,693,000	2,720,000	-	4,864,000	-	13,412,000	7,000,000	-	5,000,000	2,400,000	-	50,089,000	101,617,302
	Interest on Grant	C	263,449	448,475	642,070	104,216	630	291,480	382,573	500,209	-	2,814,044	929,854	6,377,000	5,040,791
	Sub Total		14,956,449	3,168,475	642,070	4,968,216	630	13,703,480	7,382,573	500,209	5,000,000	5,214,044	929,854	56,466,000	106,658,093
	Add: Unutilised Grant of FY 2013-14 brought forward		6,204,622	5,297,838	6,380,954	1,808,509	41,660	3,929,377	-	-	-	33,539,109	32,708,813	89,910,881	19,953,777
	Less: Grant Refunded to Trust		-	-	76,221	-	-	-	-	-	-	-	-	76,221	2,249,745
	Add/Less : Grant Transferred								15,000,000	10,201,711			(25,201,711)	-	-
	Less: Unutilized Grant and Interest as on 31.03.2015	C	12,374,511	7,121,005	5,086,379	1,734,754	42,290	7,085,814	6,388,335	6,582,720	5,000,000	37,032,393	8,436,956	96,885,155	89,910,881
	TOTAL (A)		8,786,560	1,345,308	1,860,424	5,041,971	-	10,547,043	15,994,239	4,119,200	-	1,720,760	-	49,415,505	34,451,244
B.	DETAILS OF EXPENDITURE														
I	Capacity Building and Training Program	K	26,946	86,380	8,090	387,435	-	758,964	-	-	-	33,567	-	1,301,382	2,057,838
II	Programme Expenses	L	819,383	319,828	915,028	287,507	-	1,243,146	-	-	-	171,210	-	3,756,102	3,310,095
III	Relief, Rehabilitation and Livelihoods Works by Himmotthan	M	-	-	-	-	-	-	4,047,459	997,365	-	777,516	-	5,822,340	2,111,817
IV	Relief, Rehabilitation and Livelihoods Works by Partner NGOs	N							8,397,614	1,888,279				10,285,893	-
V	Programme Expenses by Partner NGOs	N	4,850,666	130,220	-	3,243,326	-	4,026,756	-	-	-	-	-	12,250,968	17,095,801
VI	Salary/Consultancy/Human Resources Expenses	I	2,170,232	589,057	555,157	872,101	-	2,865,809	2,145,225	834,211	-	541,492	-	10,573,284	6,013,635
VII	Travelling and Local Conveyance Expenses	I	402,413	142,216	213,388	132,462	-	900,221	435,675	116,341	-	107,053	-	2,449,769	1,821,033
VIII	Printing and Stationery	I	26,643	1,112	3,528	13,901	-	60,691	24,223	6,071	-	1,680	-	137,849	167,430
IX	Administrative Expenses	J	490,277	24,755	165,233	105,239	-	565,786	406,456	124,177	-	88,242	-	1,970,165	1,252,323
	REVENUE EXPENDITURE		8,786,560	1,293,568	1,860,424	5,041,971	-	10,421,373	15,456,652	3,966,444	-	1,720,760	-	48,547,752	33,829,972
X	CAPITAL EXPENDITURE	E	-	51,740	-	-	-	125,670	537,587	152,756	-	-	-	867,753	621,272
	GRANT UTILISED (B)=(VII+VIII)		8,786,560	1,345,308	1,860,424	5,041,971	-	10,547,043	15,994,239	4,119,200	-	1,720,760	-	49,415,505	34,451,244
	Net Surplus (A-B) (Excess of Income Over Expenditure)		-	-	-	-	-	-	-	-	-	-	-	-	(0)

Significant Accounting Policies & Notes on Accounts as per Schedule - O

Chairman

Secretary/ Executive Director

Treasurer

Finance and Admin. Officer

(Signature)
(Signature)
(Signature)

Certified in terms of our separate report of even date.

For K.W Jain & Co.
Chartered Accountants
FRN No. 000247C



(Signature)

(Alok Kumar Jain)
Proprietor
Membership No. # 70088


Dated : 22.09.2015
Place : Dehradun

HIMMOTTHAN SOCIETY
(Registered u/s Society Act 1860)

193, Vasant Vihar, Phase - II, Dehradun, Uttarakhand Ph. 0135 2760728, Fax 0135 2761796

RECEIPTS & PAYMENTS ACCOUNT
FOR THE YEAR ENDING AS ON 31st MARCH '2015

S. No.	Particulars	Sch. No.	Financial Year 2014-15 (As on 31st March '2015)											F. YEAR 2013-14		
			IFLDP PROJECT	CLM PROJECT	NETTLE FIBER	MICRO FINANCE	NTFP, MAP PROJECT	COF/ NLM/MMAP	UPDLP	SHHULI STAR	TITAN	HMS-FCRA	HMS IC/ Main		TOTAL 2014-15	
A.	RECEIPTS :															
1	Opening Balances :															
	Bank Balance		549,066	544,193	232,806	514,040	18,657	698,568	-	-	-	3,284,384	13,333,499	19,175,213	4,130,666	
	Advance with Partner Organisation		1,857,246	89,018	39,213	250,415	-	576,099	-	-	-	-	-	2,811,991	2,232,766	
	Other Advances		215,286	428,506	400,000	37,677	-	48,645	-	-	-	-	(104,096)	1,026,018	513,136	
	TDS Receivable		16,483	52,299	64,628	17,159	23,003	7,281	-	-	-	37,027	-	217,880	189,865	
	Deposits with Scheduled Banks		3,614,014	4,132,040	5,644,307	1,000,000	-	2,700,000	-	-	-	30,000,000	20,000,000	67,090,361	16,006,620	
	Security Deposit		-	67,720	-	-	-	-	-	-	-	-	-	67,720	67,720	
	Stock in Hand (Solar Panel)		-	-	-	-	-	-	-	-	-	-	-	217,697	435,395	
	Opening Transfer to Project Accounts								15,000,000	10,201,711			(25,201,711)	-	-	
	Sub total		6,252,095	5,313,776	6,380,954	1,819,291	41,660	4,030,593	15,000,000	10,201,711	-	33,539,108	8,027,692	90,606,880	23,576,168	
2	Grant received:															
	Grant Received	C	14,693,000	2,720,000	-	4,864,000	-	13,412,000	7,000,000	-	5,000,000	2,400,000	-	50,089,000	101,617,302	
	Interest on Grant	C	263,449	448,475	642,070	104,216	630	291,480	382,573	500,209	-	2,814,044	929,854	6,377,000	1,899,874	
	Sub total		14,956,449	3,168,475	642,070	4,968,216	630	13,703,480	7,382,573	500,209	5,000,000	5,214,044	929,854	56,466,000	103,517,176	
3	Other Receipts :															
	General Receipts		-	-	-	-	-	-	-	-	-	-	-	-	-	
	Sub total		-	-	-	-	-	-	-	-	-	-	-	-	348,409	
	TOTAL		21,208,544	8,482,251	7,023,024	6,787,507	42,290	17,734,073	22,382,573	10,701,920	5,000,000	38,753,152	8,957,546	147,072,879	127,441,753	
B.	PAYMENTS :															
I	Capacity Building and Training Program	K	26,946	86,380	8,090	387,435	-	758,964	-	-	-	33,567	-	1,301,382	2,057,838	
II	Programme Expenses	L	819,383	319,828	915,028	287,507	-	1,243,146	-	-	-	171,210	-	3,756,102	3,310,095	
III	Relief, Rehabilitation and Livelihoods Works by Himmotthan	M	-	-	-	-	-	-	4,047,459	997,365	-	777,516	-	5,822,340	2,111,817	
IV	Relief, Rehabilitation and Livelihoods Works by Partner NGOs	N	-	-	-	-	-	-	8,397,614	1,888,279	-	-	-	10,285,893	-	
V	Programme Expenses by Partner NGOs	N	4,850,666	130,220	-	3,243,326	-	4,026,756	-	-	-	-	-	12,250,968	17,095,801	
VI	Salary/Honorarium/Consultancy	I	2,170,232	589,057	555,157	872,101	-	2,865,809	2,145,225	834,211	-	541,492	-	10,573,284	6,013,635	
VII	Travelling and Local Conveyance Expenses	I	402,413	142,216	213,388	132,462	-	900,221	435,675	116,341	-	107,053	-	2,449,769	1,821,033	
VIII	Printing and Stationery	I	26,643	1,112	3,528	13,901	-	60,691	24,223	6,071	-	1,680	-	137,849	167,430	
VII	Operational Administrative Expenses	J	490,277	24,755	165,233	105,239	-	565,786	406,456	124,177	-	88,242	-	1,970,165	1,252,323	
	REVENUE EXPENDITURE		8,786,560	1,293,568	1,860,424	5,041,971	-	10,421,373	15,456,652	3,966,444	-	1,720,760	-	48,547,752	33,829,972	
IX	Capital Expenditure	E	-	51,740	-	-	-	125,670	537,587	152,756	-	-	-	867,753	621,272	
	TOTAL EXPENDITURE (B1)		8,786,560	1,345,308	1,860,424	5,041,971	-	10,547,043	15,994,239	4,119,200	-	1,720,760	-	49,415,505	34,451,244	
X	Staff Security Refunded/ Prev. Liability Paid		37,573	15,938	-	10,782	-	101,216	-	-	-	-	172,181	337,690	471,575	
XI	Un-Utilized Grant and Interest Refunded to Donor Trust	C	-	-	76,221	-	-	-	-	-	-	-	-	76,221	2,249,745	
	SUB TOTAL (B2)		37,573	15,938	76,221	10,782	-	101,216	-	-	-	-	172,181	413,911	2,721,320	
	TOTAL (B1+B2)		8,824,133	1,361,246	1,936,645	5,052,753	-	10,648,259	15,994,239	4,119,200	-	1,720,760	172,181	49,829,416	37,172,563	
	Less: Current Liabilities as on 31.03.2015	D	3,747	1,232	164	8,182	-	23,788	73,132	-	-	-	154,785	265,030	337,690	
			8,820,386	1,360,014	1,936,481	5,044,571	-	10,624,471	15,921,107	4,119,200	-	1,720,760	17,396	49,564,386	36,834,873	



S. No.	Particulars	Sch. No.	Financial Year 2014-15 (As on 31st March '2015)											F. YEAR 2013-14	
			IFLDP PROJECT	CLM PROJECT	NETTLE FIBER	MICRO FINANCE	NTFP, MAP PROJECT	COF/ NLM/MMAP	UPDLP	SHHULI STAR	TITAN	HMS-FCRA	HMS IC/ Main		TOTAL 2014-15
	Closing Balances :														
	Deposits with Scheduled Banks	F	500,000	6,357,043	4,826,776	1,000,000	-	3,074,964	2,000,000	-	2,800,000	36,096,834	8,167,983	64,823,600	67,090,361
	Advance with Partner Organization	G	1,182,386	89,798	39,213	53,914	-	1,035,927	3,842,386	97,221	-	-	23,000	6,363,845	2,811,991
	TDS Receivable	G	23,794	84,728	105,353	22,086	23,003	25,329	26,947	30,656	-	311,598	-	653,494	217,880
	Security Deposit	G	-	67,720	-	-	-	-	-	-	-	-	-	67,720	67,720
	Stock in Hand (Solar Panel)	G	-	-	-	-	-	-	-	-	-	-	-	-	-
	Other Advance	G	27,559	139,090	5,800	46,877	-	164,419	(52,600)	-	-	217,697	-	217,697	217,697
	Bank Balances	G	10,654,419	383,858	109,401	620,059	19,287	2,808,963	644,734	6,454,843	2,200,000	382,454	721,003	24,999,020	19,175,213
	Sub total		12,388,158	7,122,237	5,086,543	1,742,936	42,290	7,109,602	6,461,467	6,582,720	5,000,000	37,032,392	8,940,150	97,508,494	90,606,880
	TOTAL		21,208,544	8,482,251	7,023,024	6,787,507	42,290	17,734,073	22,382,573	10,701,920	5,000,000	38,753,152	8,957,546	147,072,879	127,441,753

Significant Accounting Policies & Notes on Accounts as per Schedule - O


Chairman

Certified in terms of our separate report of even date.

Secretary/ Executive Director



Treasurer



Finance and Admin. Officer



Dated : 22.09.2015
Place : Dehradun



For K.W Jain & Co.
Chartered Accounted
FRN No. 000247C



(Alok Kumar Jain)
Proprietor
Membership No. # 70088

HIMMOTTHAN SOCIETY

193, Vasant Vihar, Phase - II, Dehradun, Uttarakhand Ph. 0135 2760728, Fax 0135 2761796

SCHEDULE ANNEXED TO RECEIPT AND PAYMENT
AS ON 31st MARCH 2015

SCHEDULE "H" OF MISC INCOME & INTEREST ON GRANT

Particulars	Financial Year 2014-15 (As on 31st March 2015)												F. YEAR 2013-14
	IFLDP PROJECT	CLM PROJECT	NETTLE FIBER	Micro Finance	NTFP, MAP PROJECT	COF/ NRLP/M MAP	UPDLP	SHHULI STAR	TITAN	HMS-FCRA	HMS IC / Main	TOTAL 2014-15	
- Bank Interest on Saving A/c of project Grants	52,858	17,998	22,624	52,977	630	76,795	102,960	193,649	-	118,237	125,441	764,169	1,210,493
- Interest on FDRs of project Grants	210,591	430,477	619,446	51,239	-	214,685	279,613	306,560	-	2,695,807	804,413	5,612,831	689,381
Sub Total	263,449	448,475	642,070	104,216	630	291,480	382,573	500,209	-	2,814,044	929,854	6,377,000	1,899,874
- Misc Income/Receipts	-	-	-	-	-	-	-	-	-	-	-	-	-
Sub Total	-	-	-	-	-	-	-	-	-	-	-	-	-
TOTAL	263,449	448,475	642,070	104,216	630	291,480	382,573	500,209	-	2,814,044	929,854	6,377,000	1,899,874

Annexed to the Receipts and Payments Accounts



HIMMOTTHAN SOCIETY

193, Vasant Vihar, Phase - II, Dehradun, Uttarakhand Ph. 0135 2760728, Fax 0135 2761796

SCHEDULE ANNEXED TO RECEIPT AND PAYMENT ACCOUNT
AS ON 31st MARCH' 2015

SCHEDULE "I" SALARY/TRAVELLING AND PRINTING & STATIONERY

S N	Particulars	Financial Year 2014-15 (As on 31st March 2015)											F. YEAR 2013-14	
		IFLDP PROJECT	CLM PROJECT	NETTLE FIBER	Micro Finance	NTFP, MAP PROJECT	COF/ NRLP/MMAP	UPDLP	SHHULI STAR	TITAN	HMS-FCRA	HMS IC / Main		TOTAL 2014-15
	Salary/Consultancy/Human Resources Expenses	2,170,232	589,057	555,157	872,101	-	2,865,809	2,145,225	834,211	-	541,492	-	10,573,284	6,013,635
	Travelling and Local Conveyance Expenses	402,413	142,216	213,388	132,462	-	900,221	435,675	116,341	-	107,053	-	2,449,769	1,821,033
	Printing and Stationery	26,643	1,112	3,528	13,901	-	60,691	24,223	6,071	-	1,680	-	137,849	167,430
	SUB TOTAL (I)	2,599,288	732,385	772,073	1,018,464	-	3,826,721	2,605,123	956,623	-	650,225	-	13,160,902	8,002,098

SCHEDULE "J" ADMINISTRATION EXPENSES

S N	Particulars	Financial Year 2014-15 (As on 31st March 2015)											F. YEAR 2013-14	
		IFLDP PROJECT	CLM PROJECT	NETTLE FIBER	Micro Finance	NTFP, MAP PROJECT	COF/ NRLP/MMAP	UPDLP	SHHULI STAR	TITAN	HMS-FCRA	HMS IC / Main		TOTAL 2014-15
	Antivirus Software	-	-	-	-	-	-	3,675	-	-	-	-	3,675	11,864
	Bank Charge	611	210	300	25	-	22	14	11	-	5	-	1,198	1,917
	Legal and Audit Charges	25,164	-	23,118	30,748	-	56,557	19,511	-	-	19,510	-	174,608	124,071
	Office Building Rent	172,000	-	30,000	31,200	-	251,675	223,005	84,500	-	45,000	-	837,380	571,352
	Office Maintenance/Office Expenses/ Hospitality	121,129	5,188	24,953	27,642	-	83,356	79,737	9,221	-	15,027	-	366,253	134,347
	Postage & Courier	8,270	67	-	-	-	2,435	2,297	47	-	-	-	13,116	33,352
	Recruitment Expenses	-	-	-	-	-	-	5,060	-	-	-	-	5,060	47,578
	Repair & Maintenance	7,998	8,026	11,487	-	-	38,407	-	-	-	-	-	65,918	69,076
	Telephone, Mobile Expenses	113,994	11,264	75,375	13,596	-	133,334	50,825	14,294	-	8,700	-	421,382	213,957
	Water & Electricity	41,111	-	-	2,028	-	-	3,506	-	-	-	-	46,645	44,809
	Logistic Material/ Office curtains and	-	-	-	-	-	-	18,826	16,104	-	-	-	34,930	-
	SUB TOTAL (J)	490,277	24,755	165,233	105,239	-	565,786	406,456	124,177	-	88,242	-	1,970,165	1,252,323

Annexed to the Receipts and Payments Accounts




SCHEDULE "K" Capacity Building and Training Program

S N	Particulars	Financial Year 2014-15 (As on 31st March 2015)											F. YEAR 2013-14	
		IFLDP PROJECT	CLM PROJECT	NETTLE FIBER	Micro Finance	NTFP, MAP PROJECT	COF/ NRLP/MMAP	UPDLP	SHHULI STAR	TITAN	HMS-FCRA	HMS IC / Main		TOTAL 2014-15
	Documentation & Training Material	-	-	-	17,349.00	-	-	-	-	-	-	-	17,349	877,619
	Meetings, Seminar and Training	26,646	8,479	-	370,086	-	756,179	-	-	-	-	-	1,161,390	514,464
	Books and Periodicals	300	6,896	-	-	-	2,785	-	-	-	-	-	9,981	7,504
	Liasioning and Networking	-	-	8,090	-	-	-	-	-	-	-	-	8,090	-
	Exposure Visit	-	-	-	-	-	-	-	-	-	-	-	-	559,383
	Paravet Training	-	-	-	-	-	-	-	-	-	-	-	-	98,868
	SHG Book Keeping and Training	-	-	-	-	-	-	-	-	-	-	-	-	-
	Environmental Flow Workshop	-	-	-	-	-	-	-	-	-	33,567	-	33,567	-
	Roll Out of Low cost Water Filter/ Enabling Enterprises in Villages	-	71,005	-	-	-	-	-	-	-	-	-	71,005	-
	SUB TOTAL (K)	26,946	86,380	8,090	387,435	-	758,964	-	-	-	33,567	-	1,301,382	2,057,838

SCHEDULE "L" Programme Expenses :

S N	Particulars	Financial Year 2014-15 (As on 31st March 2015)											F. YEAR 2013-14	
		IFLDP PROJECT	CLM PROJECT	NETTLE FIBER	Micro Finance	NTFP, MAP PROJECT	COF/ NRLP/MMAP	UPDLP	SHHULI STAR	TITAN	HMS-FCRA	HMS IC / Main		TOTAL 2014-15
	STUDIES, M&E BY ERPS													
	Monitoring and Evaluation	-	-	-	-	-	182,593	-	-	-	-	-	182,593	180,182
	Database and MIS	-	-	-	-	-	15,000	-	-	-	-	-	15,000	-
	Website Development	-	40,033	3,933	-	-	-	-	-	-	-	-	43,966	29,349
	Study Through ERPs	-	-	100,000	-	-	308,185	-	-	-	-	-	408,185	108,995
	Communication Materials	-	440	-	-	-	-	-	-	-	-	-	440	204,000
	Education Survey and Training	-	-	-	-	-	-	-	-	-	-	-	-	109,107
	Re-Print of Himalayan Gazetteer	250,641	-	-	-	-	-	-	-	-	-	-	250,641	-
	Baseline Survey	-	-	-	-	-	-	-	-	-	-	-	-	-
	SUB TOTAL	250,641	40,473	103,933	-	-	505,778	-	-	-	-	-	900,825	631,633
	Demonstration Action Research on Improvement of Overall Livestock Management													
	Improvement of Fodder Grasses, Post Management of Fodder, Better Land Utilization Technique	-	-	-	-	-	-	-	-	-	-	-	-	693,962
	Market Development	-	-	-	-	-	-	-	-	-	-	-	-	145,342
	Assistance to Federation/Paravets	345,323	-	-	59,400	-	-	-	-	-	-	-	404,723	136,200
	Plant for Nursery	171,697	-	-	-	-	-	-	-	-	-	-	171,697	-
	Design & Development of Nettle	-	-	125,784	-	-	-	-	-	-	-	-	125,784	380,598
	Spinning Charges	-	-	-	-	-	-	-	-	-	-	-	-	-
	Dairy Equipments	-	-	-	-	-	-	-	-	-	-	-	-	-
	Dairy Federation Operational Expenses	-	-	12,000	183,482	-	12,500	-	-	-	-	-	207,982	24,574
	Seed Capital/Revolving Fund to	-	-	-	-	-	150,000	-	-	-	-	-	150,000	135,500
	Support to Service Providers	-	-	-	-	-	144,750	-	-	-	-	-	144,750	31,500
	Promote to Micro Insurance	-	-	-	-	-	-	-	-	-	-	-	-	65,259
	Infrastructure Support to Federation (Fur & Comp)	51,722	-	-	44,625	-	142,877	-	-	-	-	-	239,224	50,698



Quality Control Tools	-	-	-	-	-	-	-	-	-	-	-	-	-	1,800
Demonstration on Livelihoods Activity	-	-	-	-	-	283,741	-	-	-	-	-	-	283,741	86,347
Minor Irrigation	-	-	-	-	-	3,500	-	-	-	-	51,378	-	54,878	343,416
Demo/other activities under UPLDP/star	-	-	-	-	-	-	-	-	-	-	-	-	-	-
SUB TOTAL	568,742	-	137,784	287,507	-	737,368	-	-	-	-	51,378	-	1,782,779	2,095,196
Solar Pumping System Alternate Energy														
Solar Pumping System Alternate Energy	-	-	673,311	-	-	-	-	-	-	-	-	-	673,311	481,960
SUB TOTAL	-	-	673,311	-	-	-	-	-	-	-	-	-	673,311	481,960
Catchment Planning & Monitoring														
Catchment Planning and Monitoring	-	279,355	-	-	-	-	-	-	-	-	119,832	-	399,187	101,306
SUB TOTAL	-	279,355	-	-	-	-	-	-	-	-	119,832	-	399,187	101,306
Total Expenses (L)	819,383	319,828	915,028	287,507	-	1,243,146	-	-	-	-	171,210	-	3,756,102	3,310,095

SCHEDULE "M" Relief, Rehabilitation and Livelihoods Works

S N	Particulars	Financial Year 2014-15 (As on 31st March 2015)											F. YEAR 2013-14	
		IFLDP PROJECT	CLM PROJECT	NETTLE FIBER	Micro Finance	NTFP, MAP PROJECT	COF/ NRLP/MMAP	UPDLP	SHHULI STAR	TITAN	HMS-FCRA	HMS IC / Main		TOTAL 2014-15
	Relief, Rehabilitation and Livelihoods Works, Survey of affected family and Livelihoods Planning and Donation Commission/Expenses	-	-	-	-	-	-	4,047,459	997,365	-	777,516	-	5,822,340	2,111,817
	SUB TOTAL (M)	-	-	-	-	-	-	4,047,459	997,365	-	777,516	-	5,822,340	2,111,817

SCHEDULE "N" EXPENSES BY PARTNER NGOS:

S N	Particulars	Financial Year 2014-15 (As on 31st March 2015)											F. YEAR 2013-14	
		IFLDP PROJECT	CLM PROJECT	NETTLE FIBER	Micro Finance	NTFP, MAP PROJECT	COF/ NRLP/MMAP	UPDLP	SHHULI STAR	TITAN	HMS-FCRA	HMS IC / Main		TOTAL 2014-15
	Integrated Fodder and Livestock Development (IFLD) Project Phase II:													
	Promotion of Feed Resources	292,928	-	-	-	-	-	-	-	-	-	-	292,928	4,084,096
	Formation and Capacity Building of Community Institutions	33,553	-	-	-	-	-	-	-	-	-	-	33,553	380,344
	Livestock Breed Improvement, Health and Management	197,136	-	-	-	-	-	-	-	-	-	-	197,136	894,874
	Livestock Based Micro Enterprises	9,574	-	-	-	-	-	-	-	-	-	-	9,574	743,858
	Extension Support to Grassroots Organizations	1,659,308	-	-	-	-	-	-	-	-	-	-	1,659,308	4,632,776
	Monitoring and Evaluation Costs	-	-	-	-	-	-	-	-	-	-	-	-	349,119
	Operational and Management Costs	-	-	-	-	-	-	-	-	-	-	-	-	252,387
		2,192,499	-	-	-	-	-	-	-	-	-	-	2,192,499	11,337,454
	Goatery Based Livelihoods Improvement Project													
	Feed Resource Development	610,568	-	-	-	-	-	-	-	-	-	-	610,568	196,785
	Formation and Strengthening of Community Institutions	471,354	-	-	-	-	-	-	-	-	-	-	471,354	204,409
	Promotion of Better Goat Management Practices	635,931	-	-	-	-	-	-	-	-	-	-	635,931	387,294
	Extension Support to Grassroots Organizations	940,314	-	-	-	-	-	-	-	-	-	-	940,314	813,315
		2,658,167	-	-	-	-	-	-	-	-	-	-	2,658,167	1,601,803



	SUB TOTAL	4,850,666	-	-	-	-	-	-	-	-	-	4,850,666	12,939,257
	Common Livelihoods and Markets Project :												
	Hydrology and Water Resource Programme	-	99,840	-	-	-	-	-	-	-	-	99,840	99,000
	Rural Tourism and Development Programme	-	-	-	-	-	-	-	-	-	-	-	120,000
	Climate change Programme	-	-	-	-	-	-	-	-	-	-	-	177,700
	SUB TOTAL	-	99,840	-	-	-	-	-	-	-	-	99,840	396,700
	Micro Finance Programme												
	Model on Microfinance Integration with cluster Approach - Credit Mobilization - Livelihood Linkages	-	-	-	129,130	-	-	-	-	-	-	129,130	212,541
	Institutional Strengthening (SHGs, Federations) for Livelihood Promotion	-	-	-	227,375	-	-	-	-	-	-	227,375	103,650
	Demonstration on Livelihood Promotion	-	-	-	229,978	-	-	-	-	-	-	229,978	215,684
	Assistance to SHGs and Federations For Enterprise Promotion	-	-	-	585,014	-	-	-	-	-	-	585,014	634,667
	Extension Support to Partner	-	-	-	2,071,829	-	-	-	-	-	-	2,071,829	1,059,873
	SUB TOTAL	-	-	-	3,243,326	-	-	-	-	-	-	3,243,326	2,226,415
	Enabling Entrepreneurship through Gaon Chalo Initiative :												
	District/Block Level Meeting	-	30,380	-	-	-	-	-	-	-	-	30,380	-
	SUB TOTAL	-	30,380	-	-	-	-	-	-	-	-	30,380	-
	Catchment Planning & Monitoring												
	Catchment Planning & Monitoring	-	-	-	-	-	-	-	-	-	-	-	-
	SUB TOTAL	-	-	-	-	-	-	-	-	-	-	-	-
	Maximizing Mountain Agriculture Project												
	Seed Production Cluster	-	-	-	-	-	1,030,211	-	-	-	-	1,030,211	413,972
	Spices Production Cluster	-	-	-	-	-	955,219	-	-	-	-	955,219	319,682
	Pulses Production Cluster	-	-	-	-	-	991,003	-	-	-	-	991,003	376,582
	Paddy-Wheat and Kitchen Garden	-	-	-	-	-	1,050,323	-	-	-	-	1,050,323	423,193
	SUB TOTAL	-	-	-	-	-	4,026,756	-	-	-	-	4,026,756	1,533,429
	Post Disaster Livelihood Project												
	Enhance Livestock Production and Set-up of Livestock based Enterprises	-	-	-	-	-	-	2,933,839	362,559	-	-	-	3,296,398
	Promotion of Spices, Vegetables, Pulses and Aromatic Herbs based Enterprises	-	-	-	-	-	-	1,358,436	345,856	-	-	-	1,704,292
	Skill Enhancement of Community for Entrepreneurship Development	-	-	-	-	-	-	731,735	138,995	-	-	-	870,730
	Formation and Strengthening of Community Institutions	-	-	-	-	-	-	856,968	373,579	-	-	-	1,230,547
	Extension Support to Grassroots Organizations	-	-	-	-	-	-	2,516,636	667,290	-	-	-	3,183,926
	SUB TOTAL	-	-	-	-	-	-	8,397,614	1,888,279	-	-	-	10,285,893
	SUB TOTAL (N)	4,850,666	130,220	-	3,243,326	-	4,026,756	8,397,614	1,888,279	-	-	22,536,861	17,095,801
	GRAND TOTAL (I to N)	8,786,560	1,293,568	1,860,424	5,041,971	-	10,421,373	15,456,652	3,966,444	-	1,720,760	48,547,752	33,829,972



Annexed to the Receipts and Payments Accounts

Himmotthan Society
193, Vasant Vihar, Phase II, Dehradun, Uttarakhand

**SIGNIFICANT ACCOUNTING POLICIES AND NOTES TO ACCOUNTS FOR THE
YEAR ENDING ON 31ST MARCH, 2015**

A. SIGNIFICANT ACCOUNT POLICIES :

1. Society has followed Cash System of Accounting, during the year. Financial Statements prepared are in accordance with mandatory accounting standards issued by the Institute of Chartered Accountant of India.
2. All fundamental accounting assumptions relating to going concern and consistency are followed in financial statements.
3. Fixed Assets have been capitalized at cost of acquisition including taxes, duties, freight and other incidental expenses related to acquisition and related expenses for bringing the asset into working condition.
4. Valuation of Fixed Assets:
 - i. Additions to Fixed Assets during the year have been charged off to revenue in the Income and Expenditure Account;
 - ii. In the Balance Sheet Fixed Assets have been shown by, creating a Fixed Assets Capital Fund for corresponding value.
 - iii. Depreciation is being provided on Fixed Assets at the rates prescribed under the Income Tax Act, 1961, to arrive at the written down value. However the same is not being debited to Income and Expenditure Account, as the Society is charging the cost of Fixed Assets in the Income and Expenditure Account.
5. Revenue Recognition :
 - a. Bank interest received on grants by partner NGO's has not been recognized as income;
 - b. Grants received from donor agencies are reported as revenue, to the extent of utilization during the year. Unutilised grant is reported in the Balance Sheet.
 - c. Interest earned during the year has been treated as part of Earmarked Grant.
6. Expenses incurred by Partner NGO's in excess of Budgeted amounts are not recognised as expense. Short fall in budgeted expense is recoverable from Partner NGO's.



B. NOTES ON ACCOUNTS:

1. Society is registered with the Registrar of Societies, Uttarakhand under the Society Registration Act, 1980 vide registration No. 78/2007-2008 dated 22.12.2007 valid upto 19.12.2017
2. Society is registered under section 12AA of the Income Tax Act, 1961, by the Commissioner of Income Tax, Dehradun vide registration No.10768 dated 25.09.2008 w.e.f. 28.03.2008. Society is therefore, eligible for tax exemption under sections 11 and 12 of the Income Tax Act, 1961. Tax liability estimated is NIL.
3. Society is registered under Foreign Contribution Regulation Act, 1976 vide registration No. 347900161 dated 18.03.2011 with the Ministry of Home Affairs, Delhi.
4. No provision for Deferred Tax Asset/Liability is required.
5. Society has implemented the following projects:
 - 5.1 Integrated Fodder and Livestock Development Project Phase II, Granted by Sir Ratan Tata Trust, Mumbai.
 - 5.2 Common Livelihoods and Markets Project, Granted by Sir Ratan Tata Trust, Mumbai.
 - 5.3 Himalayan Nettle Fiber a Community Based Approach to Sustainable Harvesting, granted by Navajbai Ratan Tata Trust, Mumbai.
 - 5.4 Integration of Micro Finance: Livelihood Finance within Himmothan Pariyojana through Cluster Approach. granted by Navajbai Ratan Tata Trust, Mumbai
 - 5.5 Monitoring of the Natural Resource Based Livelihood Projects under Himmothan Pariyojana granted by Sir Ratan Tata Trust, Mumbai
 - 5.6 Maximizing Mountain Agriculture Project (MMAP) granted by Sir Ratan Tata Trust, Mumbai
 - 5.7 Monitoring of Centre for Organic Farming - Phase III (COF-III) granted by Sir Ratan Tata Trust, Mumbai
 - 5.8 Uttarakhand Post Disaster Livelihoods Improvement Project (UPDLP) granted by Sir Ratan Tata Trust, Mumbai and Tata Relief Committee (TRC).
 - 5.9 Saath Hen Hum Uttarakhand Livelihood Improvement Project granted by STAR Network India Pvt. Limited.
 - 5.10 Central Himalayan Livestock Initiative (CHLI) granted by Navajbai Ratan Tata Trust, Mumbai
 - 5.11 Reclaiming the Water Supply in 2013 Disaster hit Villages of Rudraprayag, Uttarakhand funded by the Indian Social Club, Oman
 - 5.12 Integrated Wash Plus Project in District Tehri Garhwal, Uttarakhand



6. Society had received (Solar Panels) - donation in kind from First Solar, Malaysia Sdn Bhd (758827-T) vide invoice No. KLM 20130125-001 dated 25.01.2013. Separate register is maintained as per FCRA Act. 50% Solar Panels were installed in the F.Yr. 2013-14 in Village Churddhar, Block Chamba, District Tehri Garhwal, Uttarakhand to operate the Drinking Water Lifting Pump for village level community. Balance panels are carried in stock and are pending utilization.
7. Retirement Benefit of Employees :
- Provident Fund : Society has Defined Contribution Plan for post employment benefit in the form of provident fund for eligible employees which is administered by Regional Provident Fund Commissioner. Society has no further obligation beyond making the contributions.
- Gratuity : Society has Defined Contribution Plan to meet post Employment Benefit for Staff Gratuity for eligible employees, which is administered by LIC Group Gratuity Scheme.
- Leave Encashment : Policy in respect of leave encashment has not been framed and no provision for liability has been made.
8. Previous year figures have been re-grouped wherever necessary;

Annexed to the Balance Sheet of even date.

For the Himmotthan Society



(Dr. Malavika Chauhan)
Executive Director/Secretary

Date : 22.09.2015
Place: Dehra Dun

For M/S. K.W.Jain & Co.,
Chartered Accountants
FRN # 000247C



(Alok K. Jain)
Proprietor

Mem.No.#70088