

K.W. JAIN & CO.

Chartered Accountants



Address : Pritam Castle, Clock Tower, Dehra Dun. Uttarakhand, INDIA
Phones : + 91 - 135 - 2653664, 2650122 Mobile : 9719215004 e-mail : jainalokkumar@yahoo.com

Auditor's Report to the Members of "Himmotthan Society"

We have audited the attached Balance Sheet of "HIMMOTTHAN SOCIETY, DEHRADUN as at 31st March, 2013, the Income & Expenditure Account and the Receipt & Payment for the year ended on that date annexed thereto. These financial statements are the responsibility of the Management. Our responsibility is to express an opinion on these financial statements based on our audit.

We conducted our audit in accordance with auditing standards generally accepted in India. Those Standards require that we plan and perform the audit to obtain reasonable assurance about whether the financial statements are free of material misstatement. An audit includes examining, on a test basis, evidence supporting the amounts and disclosures in the financial statements. An audit also includes assessing the accounting principles used and significant estimates made by management, as well as evaluating the overall financial statement presentation. We believe that our audit provides a reasonable basis for our opinion.

Further we report that:

- (i) We have obtained all the information and explanations, which to the best of our knowledge and belief were necessary for the purposes of our audit;
- (ii) In our opinion, proper books of account as required by law have been kept by the society so far as appears from our examination of those books.
- (iii) The Balance Sheet, Income & Expenditure Account and Receipts & Payment Account dealt with by this report are in agreement with the books of accounts.
- (iv) In our opinion and to the best of our information and according to the explanations given to us, the said accounts give a true and fair view in conformity with the accounting principles generally accepted in India, subject to reliance placed by us on the Utilisation Certificates of the Statutory Auditors in respect of expenses amounting to Rs 2,01,48,587/- incurred by Partner NGOs against Grants disbursed to them by the Society, (not audited by us) while framing our report; We have examined the books of Accounts of four Partner NGO's and verified them with the Audited Utilisation Certificates.

In our opinion and to the best of our information, and according to information given to us, the said accounts give a true and fair view.

- (a) In the case of the Balance Sheet, of the state of affairs of the Society as at 31st March, 2013 and
- (b) In the case of the Income & Expenditure account, of the **Surplus** for the year ended on that date.
- (c) In the case of Receipt & Payment Account, of the receipts and payments made for the year ended on 31st March, 2013

For M/s K.W.Jain & Co.
Chartered Accountants
FRN # 000247C



Alok K. Jain
(Alok K. Jain)
Proprietor

Mem. No. 70088

Place : Dehra Dun
Date : 23.09.2013

HIMMOTTHAN SOCIETY

(Registered u/s Society Act 1860)

65, Vasant Vihar, Phase - II, Dehradun, Uttarakhand Ph. 0135 2760728, Fax 0135 2761796

Balance Sheet

As on 31st March '2013

S. No.	Particulars	Schedule No.	As at 31st March '2013		As at 31st March '2012	
				Amount		Amount
A.	SOURCES OF FUNDS					
I	FIXED ASSETS CAPITAL FUND	A		570,186	481,987	
II	GENERAL FUND	B		358,309	1,890,179	
III	GRANT FUND (UNUTILISED GRANTS)	C		23,094,693	22,986,461	
IV	CURRENT LIABILITIES & PROVISIONS	D		123,166	18,745	
	TOTAL			24,146,354	25,377,372	
B.	APPLICATION OF FUNDS					
I	FIXED ASSETS (NET BLOCK)	E		570,186	481,987	
II	INVESTMENTS	F		16,006,620	17,439,123	
III	CURRENT ASSETS, LOANS & ADVANCES	G		7,569,548	7,456,262	
	TOTAL			24,146,354	25,377,372	

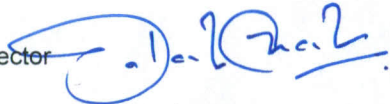
Significant Accounting Policies & Notes on Accounts as per Schedule - N



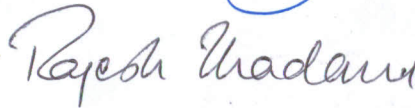
Chairman

Certified in terms of our separate report of even date.


Secretary/ Executive Director



Treasurer



Finance and Admin. Officer

Dated : 23.09.2013
Place : DehradunFor K.W Jain & Co.
Chartered Accountant
FRN No. 000247C
(Alok Kumar Jain)
Proprietor

Membership No. # 70088

HIMMOTTHAN SOCIETY

65, Vasant Vihar, Phase - II, Dehradun, Uttarakhand Ph. 0135 2760728, Fax 0135 2761796

SCHEDULE ANNEXED TO THE BALANCE SHEET
As on 31st MARCH'2013

SCHEDULE "A" OF FIXED ASSETS CAPITAL FUND

Particulars	Financial Year 2012-13 (As on 31st March'2013)								F. YEAR 2011-12
	IFLDP PROJECT	CLM PROJECT	NETTLE FIBER	Micro Finance	NTPF, MAP PROJECT	M&E - COF	FCRA	TOTAL 2012-13	
Opening Balance	73,693	357,243	51,051	-	-	-	-	481,987	544,417
Add: Additions during the year	14,500	191,574	-	69,522	-	-	-	275,596	89,793
	88,193	548,817	51,051	69,522	-	-	-	757,583	634,210
Less: Depreciation	13,852	140,886	11,291	21,368	-	-	-	187,397	152,223
TOTAL	74,341	407,931	39,760	48,154	-	-	-	570,186	481,987

SCHEDULE "B" OF GENERAL FUND

Particulars	Financial Year 2012-13 (As on 31st March'2013)								F. YEAR 2011-12
	IFLDP PROJECT	CLM PROJECT	NETTLE FIBER	Micro Finance	NTPF, MAP PROJECT	M&E - COF	FCRA	TOTAL 2012-13	
Opening Balance	676,801	427,209	485,219	22,288	278,662	-	-	1,890,179	897,409
Less : Interest on Grant transfer to Grant A/c up to FY 2011-12	492,167	403,534	485,219	22,288	278,662	-	-	1,681,870	-
	184,634	23,675	-	-	-	-	-	208,309	897,409
Add: Additions during the year	150,000	-	-	-	-	-	-	150,000	992,770
TOTAL	334,634	23,675	-	-	-	-	-	358,309	1,890,179

SCHEDULE "C" OF GRANT FUND (UNUTILISED GRANTS)

Particulars	Financial Year 2012-13 (As on 31st March'2013)								F. YEAR 2011-12
	IFLDP PROJECT	CLM PROJECT	NETTLE FIBER	Micro Finance	NTPF, MAP PROJECT	M&E - COF	FCRA	TOTAL 2012-13	
Grant Received during the year 2012-13 (01.04.2012 to 31.03.2013):									
Sir Ratan Tata Trust	16,000,000	3,117,000	-	-	-	-	-	19,117,000	20,000,000
Navajbai Ratan Tata Trust	-	-	-	5,000,000	-	-	-	5,000,000	6,500,000
SRTT Catchment Works	-	-	-	-	-	-	-	-	1,480,000
Sir Dorabji Tata Trust	-	-	-	-	-	-	-	-	3,039,000
SRTT Vehicle Ceremony	-	-	-	-	-	-	-	-	489,000
NRTT - Catchment P& M	-	-	403,000	-	-	-	-	403,000	400,000
NRTT- PSI M&E	-	-	-	-	-	-	-	-	1,070,000



Sir Ratan Tata Trust UOCB M&E	-	-	-	-	-	700,000	-	700,000	-
NRTT - SOLAR System Project	-	-	700,000	-	-	-	-	700,000	-
First Solar Malaysia Sdn Bhd (in kind)							435,395	435,395	
International Rivers, USA	-	-	-	-	-	-	265,597	265,597	-
OneProsper International	-	-	-	-	-	-	299,800	299,800	-
Sub Total (i)	16,000,000	3,117,000	1,103,000	5,000,000	-	700,000	1,000,792	26,920,792	32,978,000
Add: Unutilised Grant of FY 2011-12	2,539,510	6,593,839	6,305,267	2,875,589	4,672,257	-	-	22,986,461	14,985,133
	18,539,510	9,710,839	7,408,267	7,875,589	4,672,257	700,000	1,000,792	49,907,253	47,963,133
Less : Grant utilised as per Income & Expenditure	15,073,015	4,681,559	1,891,220	4,376,100	3,334,539	-	179,405	29,535,837	24,976,672
Grant Un-utilised as on 31.03.2013	3,466,495	5,029,280	5,517,047	3,499,489	1,337,719	700,000	821,387	20,371,416	22,986,461
Less : Un-utilised Grant Refund to the SRTT	417,640	-	-	-	-	-	-	417,640	-
TOTAL (A)	3,048,855	5,029,280	5,517,047	3,499,489	1,337,719	700,000	821,387	19,953,776	22,986,461
Add: Unutilised Interest up to FY 2011-12	492,167	403,534	485,219	22,288	278,662	-	-	1,681,870	-
Add: Interest earned on above Grant during FY 2012-13	206,349	374,066	498,476	155,214	221,065	-	3,877	1,459,047	-
Sub Total	698,516	777,600	983,695	177,502	499,727	-	3,877	3,140,917	-
Less: Utilised Interest	-	-	-	-	-	-	-	-	-
TOTAL (B) (Interest)	698,516	777,600	983,695	177,502	499,727	-	3,877	3,140,917	-
Grant Total A+B	3,747,371	5,806,880	6,500,742	3,676,991	1,837,446	700,000	825,264	23,094,693	22,986,461

SCHEDULE "D" OF CURRENT LIABILITIES & PROVISIONS

Particulars	Financial Year 2012-13 (As on 31st March'2013)								F. YEAR 2011-12
	IFLDP PROJECT	CLM PROJECT	NETTLE FIBER	Micro Finance	NTPP, MAP PROJECT	M&E - COF	FCRA	TOTAL 2012-13	
Expenses Payable									
TDS Payable	916	1,612	26	148	-	-	-	2,702	7,497
Sub Total	916	1,612	26	148	-	-	-	2,702	7,497
Staff Emoluments Security									
1. Mr. Sunder Singh Rawat	14,600	-	-	-	-	-	-	14,600	-
2. Darshan Singh Chauhan	-	-	-	-	-	-	-	-	6,500
3. Rakhi	-	-	-	-	-	-	-	-	4,748
4. Rajendra Negi	-	45,000	-	-	-	-	-	45,000	-
5. Dinesh Ramola	-	-	-	8,000	-	-	-	8,000	-
6. Manoj Kothari	-	-	-	10,000	-	-	-	10,000	-
7. Nagendar Sajwan	-	-	-	8,000	-	-	-	8,000	-
8. Sumitra Chauhan	-	-	-	9,864	-	-	-	9,864	-
9. Devendra Singh Negi	-	-	-	-	25,000	-	-	25,000	-
Sub Total	14,600	45,000	-	35,864	25,000	-	-	120,464	11,248
Total Liability	15,516	46,612	26	36,012	25,000	-	-	123,166	18,745

Lakshya Mahila Udyam Jagran Swayath Sahkarita, Dewa	-	-	-	-	-	-	-	-	1,980
Maa Rajeshwari Swayath Sahkarita , Tharali	-	-	-	-	-	-	-	-	2,865
Nanda Devi Swayath Sahkarita, Ghat	-	-	-	2,130	-	-	-	2,130	2,130
Sub Total	2,181	108,825	400,000	2,130	-	-	-	513,136	66,240

ADVANCE WITH PARTNER NGOs	-	-	-	-	-	-	-	-	
Alaknanda Ghati Shilpi Federation, Chamoli (AAGASS)	-	-	39,213	-	-	-	-	39,213	233,883
CEDAR, Dehradun	124,119	177,700	74,601	-	-	-	-	376,420	189,944
Central Himalayan Rural Action Group (CHIRAG)	172,017	-	-	-	-	-	-	172,017	399,557
Garhwal Vikas Kendra, Tehri (GVK)	-	-	-	-	-	-	-	-	147,001
Himalayan Gram Vikas Samiti (HGVS)	5,196	-	-	805,712	306,004	-	-	1,116,912	1,087,459
Himalayan Sewa Samiti, Pithoragarh (HSS)	618	-	-	6,757	-	-	-	7,375	78,191
Jai Nanda Welfare Society, Chamoli (JNWS)	(3,090)	-	-	-	-	-	-	(3,090)	207,753
Jakeshwar Shikshan Sansthan (JSS)	46,455	-	-	10,000	-	-	-	56,455	126,245
Mount Valley Develop. Asso. Tehri (MVDA)	203,781	-	-	(4,762)	-	-	-	199,019	100,887
Sankalp Samiti	966	-	-	6,000	-	-	-	6,966	91,049
Shri Bhuvneshwari Mahila Ashram (SBMA)	31,516	-	-	10,000	-	-	-	41,516	96,571
Society Integrated Mng. of All Resources	18,043	7,822	-	3,759	-	-	-	29,624	88,243
Institute of Himalayan Environment, Research and Education (INHERE), Masi	-	-	-	-	1,027	-	-	1,027	360,323
Himalayan Education & Resource Development Society (HERDS)	-	58,100	-	-	-	-	-	58,100	124,293
Advance Center for Water Resources Development and Management (ACWADAM)	-	89,018	-	-	-	-	-	89,018	75,770
Himalayan Organization for Protection Environment (HOPE)	-	-	-	-	-	-	-	-	621
ANKUR (Institution for Rural and Eco – Development in Garhwal Himalayas)	-	-	-	-	2,754	-	-	2,754	79,154
Central Himalayan Environment Association (CHEA), Nainital	-	-	-	-	1,172	-	-	1,172	381,294
Research Advocacy and Communication in Himalayan Areas (RACHNA)	-	38,268	-	-	-	-	-	38,268	216,390
The Himalayan Trust	-	-	-	-	-	-	-	-	215,554
The Society for Mahseer Conservancy	-	-	-	-	-	-	-	-	44,981
Sub Total	599,621	370,908	113,814	837,466	310,957	-	-	2,232,766	4,345,163
TOTAL CURRENT ASSETS	1,097,287	869,696	1,368,655	1,713,003	995,644	700,000	825,264	7,569,548	7,456,262

Annexed to the Balance Sheet of even date .

HIMMOTTHAN SOCIETY

65, Vasant Vihar, Phase - II, Dehradun, Uttarakhand Ph. 0135 2760728, Fax 0135 2761796

SCHEDULE "E" FIXED ASSETS - CONSOLIDATED

S.No.	Particulars	Rate of Dep %	Gross Block			Depreciation			Net Block		
			Opening Balance as on 01.04.12	Additions during the FY 2012-13		Closing Balance as on 31.03.12	As on 01.04.12	For the FY 2012-13	As on 31.03.13	As on 31.03.13	As on 31.03.12
				>180 days	< 180 days						
1	Computers and Peripherals with UPS	60%	426,336	100,561	80,823	607,720	375,624	115,011	490,635	117,085	50,712
2	Furniture & Fixture	10%	154,300	49,400	8,400	212,100	31,346	17,656	49,002	163,098	122,954
3	Office Equipment	15%	70,793	7,211	-	78,004	16,687	9,198	25,885	52,119	54,106
4	Other Equipments	15%	40,075	14,500	-	54,575	13,219	6,204	19,423	35,152	26,856
5	Software	60%	59,369	-	14,701	74,070	52,549	8,503	61,052	13,018	6,820
	TOTAL (A)		750,873	171,672	103,924	1,026,469	489,425	156,572	645,997	380,472	261,448

Fixed Assets Transfer from Himmotthan Cell (PSI)

S.No.	Particulars	Rate of Dep %	Gross Block			Depreciation			Net Block		
			Opening Balance as on 01.04.12	Additions during the		Closing Balance as on 31.03.13	As on 01.04.12	For the FY 2012-13	As on 31.03.13	As on 31.03.13	As on 31.03.12
				>180 days	< 180 days						
1	Computers and Peripherals	60%	67,265	-	-	67,265	62,960	2,583	65,543	1,722	4,305
2	Furniture & Fixture	10%	115,045	-	-	115,045	31,177	8,387	39,564	75,481	83,868
3	Office Equipment	15%	215,537	-	-	215,537	83,171	19,855	103,026	112,511	132,366
	TOTAL (B)		397,847	-	-	397,847	177,308	30,825	208,133	189,714	220,539

	GRAND TOTAL (A+B)		1,148,720	171,672	103,924	1,424,316	666,733	187,397	854,130	570,186	481,987
--	--------------------------	--	------------------	----------------	----------------	------------------	----------------	----------------	----------------	----------------	----------------

Annexed to the Balance Sheet of even date .

For K.W Jain & Co.
Chartered Accountant
FRN No. 000247C



(Alok Kumar Jain)
Proprietor

Membership No. # 70088

Dated : 23.09.2013

Place : Dehra Dun

HIMMOTTHAN SOCIETY

65, Vasant Vihar, Phase - II, Dehradun, Uttarakhand Ph. 0135 2760728, Fax 0135 2761796

SCHEDULE "F" INVESTMENTS (Details of FDRs as on 31.03.2013)

S. No.	FDR'S Details during the year 2012-13			FDR'S Details during the year 2011-12		Project Name
	A/c's No.	Issue Date	Issue Amount	A/c's No.	Issue Amount	
1	055204511202092	18.10.2012	1,000,000	055204111200017	1,055,547	Himmotthan - IFLDP
2	055204511202091	18.10.2012	1,000,000	550204511200321	504,202	Himmotthan - IFLDP
3	055204511202090	18.10.2012	1,000,000	-	-	Himmotthan - IFLDP
			3,000,000		1,559,749	
4	055204511300357	30.03.2013	453,411	55204111200018	1,035,394	Himmotthan - CLMP
5	055204111300067	30.03.2013	819,782	55204111200002	1,000,000	Himmotthan - CLMP
6	055204111300010	17.01.2013	1,034,512	066204111200045	505,137	Himmotthan - CLMP
7	055204111300044	13.03.2013	700,000	055204511200322	416,606	Himmotthan - CLMP
8	055204111300045	13.03.2013	1,000,000	055204111200046	600,000	Himmotthan - CLMP
9	055204511300295	13.03.2013	1,000,000	055204111200047	1,000,000	Himmotthan - CLMP
10	-	-	-	055204111200048	1,000,000	Himmotthan - CLMP
			5,007,705		5,557,137	
11	055204111300060	30.03.2013	777,250	055204111200020	1,066,323	Himmotthan - NRTT
12	055204111300064	30.03.2013	1,084,454	55204111200006	1,000,000	Himmotthan - NRTT
13	055204111300061	30.03.2013	535,374	55204111200007	1,000,000	Himmotthan - NRTT
14	055204511300100	17.01.2013	1,142,511	55204111200044	200,000	Himmotthan - NRTT
15	055204111300062	30.03.2013	1,075,268	55204511200309	1,000,000	Himmotthan - NRTT
16	055204111300009	17.01.2013	517,256	055204511200310	1,000,000	Himmotthan - NRTT
17	-	-	-	055204511200323	491,916	Himmotthan - NRTT
18	-	-	-	055204511200049	500,000	Himmotthan - NRTT
			5,132,113		6,258,239	
19	913040013796108	13.03.2013	1,000,000	912040020061290	500,000	Himmotthan - MF
20	903040013795875	13.03.2013	1,000,000	-	-	
			2,000,000		500000	
21	055204511300358	30.03.2013	305,648	055204111200019	533,161	Himmotthan - SDTT
22	055204111300008	17.01.2013	561,154	055204111200041	1,100,000	Himmotthan - SDTT
23	-	-	-	055204111200042	650,000	Himmotthan - SDTT
24	-	-	-	055204511200303	1,000,000	Himmotthan - SDTT
25	-	-	-	055204511200324	280,837	Himmotthan - SDTT
			866,802		3,563,998	
			16,006,620		17,439,123	

Annexed to the Balance Sheet of even date .

For K.W Jain & Co.
Chartered Accountants
FRN No. 000247C



(Alok Kumar Jain)
Proprietor
Membership No. # 70088

Dated : 23.09.2013
Place : Dehra Dun

SCHEDULE "G" CURRENT ASSETS

Particulars	Financial Year 2012-13 (As on 31st March'2013)								F. YEAR 2011-12
	IFLDP PROJECT	CLM PROJECT	NETTLE FIBER	Micro Finance	NTPF, MAP PROJECT	M&E - COF	FCRA	TOTAL 2012-13	
Balance with Bank									
- IOB A/c No. 10331	475,774	-	-	-	-	-	-	475,774	102,133
- IOB A/c No. 10383	-	277,390	-	-	-	-	-	277,390	679,031
- IOB A/c No. 10721	-	-	770,911	-	-	-	-	770,911	126,576
- IOB A/c No. 10784	-	-	-	-	654,214	-	-	654,214	175,344
- IOB A/c No. 10787 - FCRA							389,869	389,869	-
- AXIS Bank A/c 912010002617405	-	-	-	862,509	-	-	-	862,509	1,861,003
- Uttarakhand Grameen Bank	-	-	-	-	-	700,000	-	700,000	-
- Cash in Hand	-	-	-	-	-	-	-	-	1,968
Sub Total	475,774	277,390	770,911	862,509	654,214	700,000	389,869	4,130,666	2,946,054
Security Deposit									
- With Telephone Department		3,300	-	-	-	-	-	3,300	3,300
- With Mr. Vineet Kumar Land Lord		64,420	-	-	-	-	-	64,420	44,000
Sub Total	-	67,720	-	-	-	-	-	67,720	47,300
Stock in hand									
- Solar Modules 77.5 watt		-	-	-	-	-	435,395	435,395	-
Sub Total	-	-	-	-	-	-	435,395	435,395	-
Advances/ Recoverable									
TDS Receivable - AY - 2013-14	14,436	39,078	55,891	10,898	18,057	-	-	138,360	-
TDS Receivable - AY - 2012-13	3,228	3,795	19,302	-	7,470	-	-	33,795	33,795
TDS Receivable - AY - 2011-12	2,047	1,980	8,737	-	4,946	-	-	17,710	17,710
Sub Total	19,711	44,853	83,930	10,898	30,473	-	-	189,865	51,505
Other Advance									
1. ILRI Delhi	400	-	-	-	-	-	-	400	43,960
2. SRTT Control A/c		109,551	-	-	-	-	-	109,551	11,555
3. CLMP / IFLDP A/c	938	(938)	-	-	-	-	-	-	-
4. Tata Solar System Ltd	-	-	400,000	-	-	-	-	400,000	-
5. M/s Aviral Travels	-	212	-	-	-	-	-	212	-
6. M/s DMA & Associates	843	-	-	-	-	-	-	843	-
Advances to Village Level Institution									
Ekta Swayath Sahkarita, Nandprayag	-	-	-	-	-	-	-	-	3,750



HIMMOTTHAN SOCIETY
(Registered u/s Society Act 1860)

65, Vasant Vihar, Phase - II, Dehradun, Uttarakhand Ph. 0135 2760728, Fax 0135 2761796

INCOME & EXPENDITURE ACCOUNT
FOR THE YEAR ENDING AS ON 31st MARCH' 2013

S. No.	Particulars	Sch. No.	Financial Year 2012-13 (As on 31st March 2013)							F. YEAR 201-12	
			IFLDP PROJECT	CLM PROJECT	NETTLE FIBER	MICRO FINANCE	NTFP, MAP PROJECT	M&E - COF	FCRA		TOTAL 2012-13
A.	INCOME										
	Grant received:	C									
	Sir Ratan Tata Trust		16,000,000	3,117,000	-	-	-	700,000	-	19,817,000	21,969,000
	Navajbai Ratan Tata Trust		-	-	1,103,000	5,000,000	-	-	-	6,103,000	7,970,000
	Sir Dorabji Tata Trust		-	-	-	-	-	-	-	-	3,039,000
	First Solar Malaysia Sdn Bhd (in kind)								435,395	435,395	
	International River Flow, USA								265,597	265,597	-
	OneProsper International								299,800	299,800	-
	Interest on Grant as per Schedule C	C	698,516	777,600	983,695	177,502	499,727	-	3,877	3,140,917	872,770
	Miscellaneous Receipts/ Overheads	H	150,000	-	-	-	-	-	-	150,000	120,000
	Sub Total		16,848,516	3,894,600	2,086,695	5,177,502	499,727	700,000	1,004,669	30,211,709	33,970,770
	Add: Unutilised Grant of FY 2011-12 brought forward		2,539,510	6,593,839	6,305,267	2,875,589	4,672,257	-	-	22,986,461	14,985,133
	Sub Total		19,388,026	10,488,439	8,391,962	8,053,091	5,171,984	700,000	1,004,669	53,198,170	48,955,903
	Less: Unutilized Grant as per Sch. C of B/S	C	3,466,495	5,029,280	5,517,047	3,499,489	1,337,719	700,000	821,387	20,371,416	22,986,461
	Less: Unutilized Interest as per Sch. C of B/S	C	698,516	777,600	983,695	177,502	499,727	-	3,877	3,140,917	-
	TOTAL (A)		15,223,015	4,681,559	1,891,220	4,376,100	3,334,539	-	179,405	29,685,837	25,969,442
B.	EXPENDITURE										
I	Salary/Consultancy/Human Resources Expenses	I	835,567	1,485,072	685,878	706,241	473,710	-	-	4,186,468	2,612,727
II	Travelling and Local Conveyance Expenses	I	392,458	457,816	88,829	345,857	-	-	-	1,284,960	976,069
III	Printing and Stationery	I	45,356	57,167	855	12,747	-	-	-	116,125	107,473
IV	Operational Administrative Expenses	J	206,087	644,868	45,531	64,158	279	-	-	960,922	758,640
V	Capacity Building and Training Program	K	331,545	385,675	10,145	48,578	71,285	-	179,405	1,026,633	1,658,256
VI	Programme Expenses	L	261,743	329,929	140,524	583,883	220,467	-	-	1,536,546	1,627,090
VII	Programme Expenses by Partner NGOs	M	12,985,759	1,129,458	919,458	2,545,114	2,568,798	-	-	20,148,587	17,146,624
VII	REVENUE EXPENDITURE		15,058,515	4,489,985	1,891,220	4,306,578	3,334,539	-	179,405	29,260,241	24,886,879




S. No.	Particulars	Sch. No.	Financial Year 2012-13 (As on 31st March 2013)							TOTAL 2012-13	F. YEAR 201-12
			IFLDP PROJECT	CLM PROJECT	NETTLE FIBER	MICRO FINANCE	NTPP, MAP PROJECT	M&E - COF	FCRA		
VIII	CAPITAL EXPENDITURE	E	14,500	191,574	-	69,522	-	-	-	275,596	89,793
	GRANT UTILISED (B)=(VII+VIII)		15,073,015	4,681,559	1,891,220	4,376,100	3,334,539	-	179,405	29,535,837	24,976,672
	Net Surplus (A-B) (Excess of Income Over Expenditure)		150,000	-	-	-	-	-	-	150,000	992,770

Significant Accounting Policies & Notes on Accounts as per Schedule - N

Certified in terms of our separate report of even date.


Chairman




Secretary/ Executive Director




Treasurer



Finance and Admin. Officer



For K.W Jain & Co.
Chartered Accounted
FRN No. 000247C



(Alok Kumar Jain)
Proprietor

Membership No. # 70088

Dated : 23.09.2013

Place : Dehradun

HIMMOTTHAN SOCIETY
(Registered u/s Society Act 1860)

65, Vasant Vihar, Phase - II, Dehradun, Uttarakhand Ph. 0135 2760728, Fax 0135 2761796

RECEIPTS & PAYMENTS ACCOUNT
FOR THE YEAR ENDING AS ON 31st MARCH' 2013

S. No.	Particulars	Sch. No.	Financial Year 2012-13 (As on 31st March '2013)							F. YEAR 2011-12	
			IFLDP PROJECT	CLM PROJECT	NETTLE FIBER	MICRO FINANCE	NTFP, MAP PROJECT	M&E - COF	FCRA		TOTAL 2012-13
A.	RECEIPTS :										
1	Opening Balances :										
	Bank balance		102,133	680,999	126,576	1,861,003	175,344	-	-	2,946,054	845,738
	Advance with Partner Organisation		1,505,290	730,431	384,132	526,149	1,199,161	-	-	4,345,163	2,113,851
	Other Advances		43,960	11,555	-	10,725	-	-	-	66,240	55,354
	TDS Receivable		5,275	5,775	28,039	-	12,416	-	-	51,505	17,710
	Investment in FDRs		1,559,749	5,557,137	6,258,239	500,000	3,563,998	-	-	17,439,123	12,875,739
	Security Deposit		-	47,300	-	-	-	-	-	47,300	47,300
	Sub total		3,216,407	7,033,197	6,796,986	2,897,877	4,950,919	-	-	24,895,385	15,955,692
2	Grant received:										
	Sir Ratan Tata Trust	C	16,000,000	3,117,000	-	-	-	700,000	-	19,817,000	21,969,000
	Navajbai Ratan Tata Trust	C	-	-	1,103,000	5,000,000	-	-	-	6,103,000	7,970,000
	Sir Dorabji Tata Trust	C	-	-	-	-	-	-	-	-	3,039,000
	First Solar Malaysia Sdn Bhd (in kind)		-	-	-	-	-	-	435,395	435,395	-
	International River Flow, USA	C	-	-	-	-	-	-	265,597	265,597	-
	OneProsper International	C	-	-	-	-	-	-	299,800	299,800	-
	Sub total		16,000,000	3,117,000	1,103,000	5,000,000	-	700,000	1,000,792	26,920,792	32,978,000
3	Other Receipts :										
	Bank Interest	H	206,349	374,066	498,476	155,214	221,065	-	3,877	1,459,047	872,770
	Misc. Receipts/Other Receipts	H	150,000	-	-	-	-	-	-	150,000	120,000
	Sub total		356,349	374,066	498,476	155,214	221,065	-	3,877	1,609,047	992,770
	TOTAL		19,572,756	10,524,263	8,398,462	8,053,091	5,171,984	700,000	1,004,669	53,425,224	49,926,462
B.	PAYMENTS :										
I	Salary/Consultancy/Human Resources Expenses	I	835,567	1,485,072	685,878	706,241	473,710	-	-	4,186,468	2,612,727
II	Travelling and Local Conveyance Expenses	I	392,458	457,816	88,829	345,857	-	-	-	1,284,960	976,069
III	Printing and Stationery	I	45,356	57,167	855	12,747	-	-	-	116,125	107,473
IV	Operational Administrative Expenses	J	206,087	644,868	45,531	64,158	279	-	-	960,922	758,640
V	Capacity Building and Training Program	K	331,545	385,675	10,145	48,578	71,285	-	179,405	1,026,633	1,658,256
VI	Programme Expenses	L	261,743	329,929	140,524	583,883	220,467	-	-	1,536,546	1,627,090
VII	Programme Expenses by Partner NGOs	M	12,985,759	1,129,458	919,458	2,545,114	2,568,798	-	-	20,148,587	17,146,624
	REVENUE EXPENDITURE		15,058,515	4,489,985	1,891,220	4,306,578	3,334,539	-	179,405	29,260,241	24,886,879



S. No.	Particulars	Sch. No.	Financial Year 2012-13 (As on 31st March '2013)							F. YEAR 2011-12	
			IFLDP PROJECT	CLM PROJECT	NETTLE FIBER	MICRO FINANCE	NTFP, MAP PROJECT	M&E - COF	FCRA		TOTAL 2012-13
VIII	Capital Expenditure	E	14,500	191,574	-	69,522	-	-	-	275,596	89,793
	TOTAL EXPENDITURE (B1)		15,073,015	4,681,559	1,891,220	4,376,100	3,334,539	-	179,405	29,535,837	24,976,672
IX	Staff Security Refunded/ Prev. Liability Paid		330	11,915	6,500	-	-	-	-	18,745	73,150
X	Un-Utilized Grant Refund	C	417,640	-	-	-	-	-	-	417,640	-
	SUB TOTAL (B2)		417,970	11,915	6,500	-	-	-	-	436,385	73,150
	TOTAL (B1+B2)		15,490,985	4,693,474	1,897,720	4,376,100	3,334,539	-	179,405	29,972,222	25,049,822
	Less: Current Liabilities as on 31.03.2013	D	15,516	46,612	26	36,012	25,000	-	-	123,166	18,745
			15,475,469	4,646,862	1,897,694	4,340,088	3,309,539	-	179,405	29,849,056	25,031,077
	Closing Balances :										
	Investment in FDR	F	3,000,000	5,007,705	5,132,113	2,000,000	866,802	-	-	16,006,620	17,439,123
	Advance with Partner Organization	G	599,621	370,908	113,814	837,466	310,957	-	-	2,232,766	4,345,163
	TDS Receivable	G	19,711	44,853	83,930	10,898	30,473	-	-	189,865	51,505
	Security Deposit	G	-	67,720	-	-	-	-	-	67,720	47,300
	Stock in Hand (Solar Panel)	G							435,395	435,395	
	Other Advance	G	2,181	108,825	400,000	2,130	-	-	-	513,136	66,240
	Cash and Bank balance	G	475,774	277,390	770,911	862,509	654,214	700,000	389,869	4,130,666	2,946,054
	TOTAL		19,572,756	10,524,263	8,398,462	8,053,091	5,171,984	700,000	1,004,669	53,425,224	49,926,462

Significant Accounting Policies & Notes on Accounts as per Schedule - N

Certified in terms of our separate report of even date.

Chairman

B.K. Jaiswal

Secretary/ Executive Director

Alak Kumar Jain

Treasurer

Rajesh Thadani

Finance and Admin. Officer

M. Manoj

For K.W Jain & Co.
Chartered Accounted
FRN No. 000247C



Alak Kumar Jain

(Alak Kumar Jain)

Proprietor

Membership No. # 70088

Dated : 23.09.2013

Place : Dehradun

HIMMOTTHAN SOCIETY

65, Vasant Vihar, Phase - II, Dehradun, Uttarakhand Ph. 0135 2760728, Fax 0135 2761796

SCHEDULE ANNEXED TO RECEIPT AND PAYMENT
AS ON 31st MARCH 2013

SCHEDULE "H" OF MISC INCOME & INTEREST ON GRANT

Particulars	Financial Year 2012-13 (As on 31st March 2013)								F. YEAR 2011-12
	IFLDP PROJECT	CLM PROJECT	NETTLE FIBER	Micro Finance	NTPP, MAP PROJECT	M&E - COF	FCRA	TOTAL 2012-13	
- Bank Interest on Saving A/c of project Grants	52,464	39,585	19,713	52,504	21,417	-	3,877	189,560	204,154
- Interest on FDRs of project Grants	153,885	334,481	478,763	102,710	199,648	-	-	1,269,487	668,616
Sub Total	206,349	374,066	498,476	155,214	221,065	-	3,877	1,459,047	872,770
- Misc Income/Receipts	150,000	-	-	-	-	-	-	150,000	120,000
Sub Total	150,000	-	-	-	-	-	-	150,000	120,000
TOTAL	356,349	374,066	498,476	155,214	221,065	-	3,877	1,609,047	992,770

Annexed to the Receipts and Payments Accounts



HIMMOTTHAN SOCIETY

65, Vasant Vihar, Phase - II, Dehradun, Uttarakhand Ph. 0135 2760728, Fax 0135 2761796

**SCHEDULE ANNEXED TO RECEIPT AND PAYMENT ACCOUNT
AS ON 31st MARCH' 2013**

SCHEDULE "I" SALARY/TRAVELLING AND PRINTING & STATIONERY

S N	Particulars	Financial Year 2012-13 (As on 31st March 2012)							TOTAL 2012-13	F. YEAR 2011-12
		IFLDP PROJECT	CLM PROJECT	NETTLE FIBER	Micro Finance	NTPP, MAP PROJECT	M&E - COF	FCRA		
	Salary/Consultancy/Human Resources Expenses	835,567	1,485,072	685,878	706,241	473,710		-	4,186,468	2,612,727
	Travelling and Local Conveyance Expenses	392,458	457,816	88,829	345,857	-		-	1,284,960	976,069
	Printing and Stationery	45,356	57,167	855	12,747	-		-	116,125	107,473
	SUB TOTAL (I)	1,273,381	2,000,055	775,562	1,064,845	473,710		-	5,587,553	3,696,269

SCHEDULE "J" ADMINISTRATION EXPENSES

S N	Particulars	Financial Year 2012-13 (As on 31st March 2012)							TOTAL 2012-13	F. YEAR 2011-12
		IFLDP PROJECT	CLM PROJECT	NETTLE FIBER	Micro Finance	NTPP, MAP PROJECT	M&E - COF	FCRA		
	Antivirus Software	8,400	2,520	-	-	-		-	10,920	10,591
	Bank Charge	1,322	957	244	-	279		-	2,801	2,846
	Legal and Audit Charges	28,225	36,309	19,487	-	-		-	84,021	55,981
	Medical Insurance	-	-	-	-	-		-	-	6,000
	Office Building Rent	68,519	357,236	-	29,900	-		-	455,655	361,870
	Office Maintenance/Office Expenses/ Hospitality	7,673	61,886	140	14,609	-		-	84,308	61,621
	Postage & Courier	441	13,021	1,045	37	-		-	14,544	12,357
	Recruitment Expenses	10,138	2,364	-	550	-		-	13,052	2,890
	Repair & Maintenance	26,303	35,023	14,530	-	-		-	75,856	49,788
	Telephone, Mobile Expenses	53,255	97,176	10,085	19,062	-		-	179,578	167,192
	Water & Electricity	1,811	38,376	-	-	-		-	40,187	27,504
	Salary Bonus A/c								-	
	Medical Reimbursement								-	
	SUB TOTAL (J)	206,087	644,868	45,531	64,158	279		-	960,922	758,640

Annexed to the Receipts and Payments Accounts



SCHEDULE "K" Capacity Building and Training Program

S N	Particulars	Financial Year 2012-13 (As on 31st March 2012)								F. YEAR 2011-12
		IFLDP PROJECT	CLM PROJECT	NETTLE FIBER	Micro Finance	NTPF, MAP PROJECT	M&E - COF	FCRA	TOTAL 2012-13	
	Documentation & Training Material	-	109,800	-	-	-	-	-	109,800	358,852
	Meetings, Workshops, Seminar and Training	216,692	189,792	-	1,108	65,414	-	-	473,006	739,746
	Books and Periodicals	-	18,117	-	-	-	-	-	18,117	5,782
	Liasioning and Networking	-	30,000	-	-	-	-	-	30,000	20,295
	Loan Disbursal Ceremony Workshop	-	-	-	-	-	-	-	-	-
	Exposure Visit	18,535	-	10,145	47,470	5,871	-	-	82,021	245,388
	Paravet Training	96,318	-	-	-	-	-	-	96,318	183,991
	Staff Training Under SGP	-	37,966	-	-	-	-	-	37,966	104,202
	Environmental Flow Workshop	-	-	-	-	-	-	179,405	179,405	-
	SUB TOTAL (K)	331,545	385,675	10,145	48,578	71,285	-	179,405	1,026,633	1,658,256

SCHEDULE "L" Programme Expenses :

S N	Particulars	Financial Year 2012-13 (As on 31st March 2012)								F. YEAR 2011-12	
		IFLDP PROJECT	CLM PROJECT	NETTLE FIBER	Micro Finance	NTPF, MAP PROJECT	M&E - COF	FCRA	TOTAL 2012-13		
	STUDIES, M&E BY ERPS										
	Monitoring and Evaluation	163,908	-	-	-	-	-	-	163,908	-	
	Database and MIS	-	225,000	-	-	-	-	-	225,000	-	
	Website Development	-	11,189	-	-	-	-	-	11,189	9,450	
	Study Through ERPs	17,139	36,946	-	-	211,667	-	-	265,752	270,413	
	Cash Flow Study	-	-	-	-	-	-	-	-	4,760	
	Communication Materials	29,750	-	-	-	-	-	-	29,750	129,260	
	Education Survey and Training	-	56,794	-	-	-	-	-	56,794	-	
	SUB TOTAL	210,797	329,929	-	-	211,667	-	-	752,393	413,883	
	Demonstration Action Research on Improvement of Overall Livestock Management										
	Improvement of Fodder Grasses, Post Management of Fodder, Better Land Utilization Technique	49,250	-	-	-	-	-	-	49,250	175,650	
	Plant for Nursery	1,000	-	-	-	8,800	-	-	9,800	8,400	
	Promotion of Improved Breed Goat	-	-	-	-	-	-	-	-	247,464	
	Design & Development of Nettle Product	-	-	65,645	-	-	-	-	65,645	38,565	
	Spinning Charges	-	-	5,225	-	-	-	-	5,225	53,495	
	Dairy Equipments	696	-	-	-	-	-	-	696	99,914	



Dairy Federation Operational Expenses	-	-	-	-	-	-	-	-	14,842
Promotion of Micro-Insurance	-	-	-	-	-	-	-	-	14,300
Infrastructure Support to Federation (Fur &	-	-	-	260,966	-	-	-	260,966	43,550
SHG Book Keeping and Training	-	-	-	183,743	-	-	-	183,743	
Demonstration on Livelihoods Activity	-	-	-	139,174	-	-	-	139,174	
SUB TOTAL	50,946	-	70,870	583,883	8,800	-	-	714,499	696,180
Vehicle Handing Over Ceremony	-	-	-	-	-	-	-	-	-
Vehicle Handling Over Ceremony	-	-	-	-	-	-	-	-	482,292
SUB TOTAL	-	-	-	-	-	-	-	-	482,292
Catchment Planning & Monitoring	-	-	-	-	-	-	-	-	-
Catchment Planning and Monitoring	-	-	69,654	-	-	-	-	69,654	34,735
SUB TOTAL	-	-	69,654	-	-	-	-	69,654	34,735
Total Expenses (L)	261,743	329,929	140,524	583,883	220,467	-	-	1,536,546	1,627,090

SCHEDULE "M" EXPENSES BY PARTNER NGOS:

S N	Particulars	Financial Year 2012-13 (As on 31st March 2012)							TOTAL 2012-13	F. YEAR 2011-12
		IFLDP PROJECT	CLM PROJECT	NETTLE FIBER	Micro Finance	NTFP, MAP PROJECT	M&E - COF	FCRA		
	Integrated Fodder and Livestock Development (IFLD) Project Phase I:									
	Program Expenses by NGO Partner of IFLDP Phase I	-	-	-	-	-	-	-	-	235,113
		-	-	-	-	-	-	-	-	235,113
	Integrated Fodder and Livestock Development (IFLD) Project Phase II:									
	Promotion of Feed Resources	4,275,789	-	-	-	-	-	-	4,275,789	3,702,583
	Formation and Capacity Building of Community Institutions	407,247	-	-	-	-	-	-	407,247	303,145
	Livestock Breed Improvement, Health and Management	1,753,542	-	-	-	-	-	-	1,753,542	631,540
	Livestock Based Micro Enterprises	1,574,503	-	-	-	-	-	-	1,574,503	627,906
	Extension Support to Grassroots Organizations	4,272,292	-	-	-	-	-	-	4,272,292	4,149,946
	Monitoring and Evaluation Costs	451,829	-	-	-	-	-	-	451,829	324,052
	Operational and Management Costs	250,557	-	-	-	-	-	-	250,557	238,040
		12,985,759	-	-	-	-	-	-	12,985,759	9,977,212
	SUB TOTAL	12,985,759	-	-	-	-	-	-	12,985,759	10,212,325
	Common Livelihoods and Markets Project :									
	Pilot Project on Extension Cropping System	-	-	-	-	-	-	-	-	664,300
	Non-timber Forest Produce (NTFP) Programme	-	-	-	-	-	-	-	-	360,000
	Hydrology and Water Resource Programme	-	574,584	-	-	-	-	-	574,584	769,440
	Rural Tourism and Development Programme	-	397,122	-	-	-	-	-	397,122	571,522



Climate change Programme	-		-		-		-	167,210
SUB TOTAL	-	971,706	-	-	-	-	971,706	2,532,472
Nettle Fiber Project :								
Community Mobilization and Capacity Building of CBOs	-	-	25,013		-		25,013	47,456
Primary Processing Unit	-	-	409,099		-		409,099	507,669
Administrative Cost to Grassroots Organization	-	-	296,132		-		296,132	352,103
Loom Upgradation	-	-	29,819		-		29,819	-
	-	-	760,063	-	-	-	760,063	907,228
Monitoring of Sustaining Mountain Livelihoods Project			159,395				159,395	341,004
	-	-	159,395	-	-	-	159,395	341,004
SUB TOTAL	-	-	919,458	-	-	-	919,458	1,248,232
Micro Finance Programme								
Model on Microfinance Integration with cluster Approach - Credit Mobilization - Livelihood Linkages				75,242			75,242	
Institutional Strengthening (SHGs, Federations) for Livelihood Promotion				246,030			246,030	11,390
Demonstration on Livelihood Promotion				291,665			291,665	
Assistance to SHGs and Federations For Enterprise Promotion				599,690			599,690	
Extension Support to Partner Organization				1,332,487			1,332,487	527,061
SUB TOTAL	-	-	-	2,545,114	-	-	2,545,114	538,451
NTPF and MAPs Project :								
Pilots on cultivation of MAPs on private land	-	-	-		1,164,859		1,164,859	1,241,671
Pilots on Sustainable NTFP Cultivation on Common Land	-	-	-		1,403,939		1,403,939	1,050,976
SUB TOTAL	-	-	-	-	2,568,798	-	2,568,798	2,292,647
Catchment Planning & Monitoring								
Catchment Planning & Monitoring		157,752					157,752	322,497
SUB TOTAL	-	157,752	-	-	-	-	157,752	322,497
SUB TOTAL (M)	12,985,759	1,129,458	919,458	2,545,114	2,568,798	-	20,148,587	17,146,624
GRAND TOTAL (I to M)	15,058,515	4,489,985	1,891,220	4,306,578	3,334,539	-	179,405	29,260,241


Annexed to the Receipts and Payments Accounts

B. NOTES ON ACCOUNTS:

1. Society is registered with the Registrar of Societies, Uttarakhand under the Society Registration Act, 1980 vide registration No. 78/2007-2008 dated 22.12.2007 valid upto 19.12.2017
2. Society is registered under section 12AA of the Income Tax Act, 1961, by the Commissioner of Income Tax, Dehradun vide registration No.10768 dated 25.09.2008 w.e.f. 28.03.2008. Society is therefore, eligible for tax exemption under sections 11 and 12 of the Income Tax Act, 1961. Tax liability estimated is NIL.
3. No provision for Deferred Tax Asset/Liability is required.
4. The Society has implemented the following projects:
 - 4.1 Integrated Fodder and Livestock Development Project, Granted by Sir Ratan Tata Trust, Mumbai.
 - 4.2 Common Livelihoods and Markets Project, Granted by Sir Ratan Tata Trust, Mumbai.
 - 4.3 Himalayan Nettle Fiber a Community Based Approach to Sustainable Harvesting, granted by Navajbai Ratan Tata Trust, Mumbai.
 - 4.4 Sustaining Rural Livelihoods through the Cultivation and Conservation of NTFPs and MAPs, Granted by Sir Dorabji Tata Trust, Mumbai.
 - 4.5 Integration of Micro Finance: Livelihood Finance within Himmothan Pariyojna through Cluster Approach. granted by Navajbai Ratan Tata Trust, Mumbai
5. The Society has received (Solar Panels) a donation in kind from First Solar, Malaysia Sdn Bhd (758827-T) vide invoice No. KLM 20130125-001 dated 25.01.2013. A separate register is maintained as per FCRA Act.
6. Project Expenses – Rs. 2,01,48,587/- incurred by Partner NGO's have been audited by the Statutory Auditors of the respective NGO's. We have examined the books of Accounts of four Partner NGO's and verified them with the Audited Utilisation Certificates.
7. Management is of the opinion that, at present, provisions of Employees Provident Funds and Miscellaneous Provisions Act, 1952 and The Payment of Gratuity Act, 1972 are not applicable to the society;
8. Previous year figures have been re-grouped wherever necessary;

Annexed to the Balance Sheet of even date.


For the Himmothan Society


(Secretary)

Date : 23.09.2013
Place: Dehra Dun

For M/S. K.W.Jain & Co.,
Chartered Accountants
FRN # 000247C




(Alok K. Jain)
Proprietor
Mem.No.#70088

Himmotthan Society
65, Vasant Vihar, Phase II, Dehradun, Uttarakhand

**SIGNIFICANT ACCOUNTING POLICIES AND NOTES TO ACCOUNTS FOR THE
YEAR ENDING ON 31ST MARCH, 2013**

A. SIGNIFICANT ACCOUNT POLICIES :

1. Society has followed Cash System of Accounting, during the year. Financial Statements prepared are in accordance with mandatory accounting standards issued by the Institute of Chartered Accountant of India.
2. All fundamental accounting assumptions relating to going concern and consistency are followed in financial statements.
3. Fixed Assets have been capitalized at cost of acquisition including taxes, duties, freight and other incidental expenses related to acquisition and related expenses for bringing the asset into working condition.
4. Valuation of Fixed Assets:
 - i. Additions to Fixed Assets during the year have been charged off to revenue in the Income and Expenditure Account;
 - ii. In the Balance Sheet Fixed Assets have been shown by, creating a Fixed Assets Capital Fund for corresponding value.
 - iii. Depreciation is being provided on Fixed Assets at the rates prescribed under the Income Tax Act, 1961, to arrive at the written down value. However the same is not being debited to Income and Expenditure Account, as the Society is charging the cost of Fixed Assets in the Income and Expenditure Account.
5. Income Recognition: bank interest received on grants by partner NGO's has not been recognized as income;
6. Interest earned during the year has been treated as part of Earmarked Grant as against previous years, where it was treated as General fund.
During the year adjustment has been made in respect of interest earned in previous year, by transfer from General Fund to respective Earmarked Grant of Rs. 16,81,870/-
7. Expenses incurred by Partner NGO's in excess of Budgeted amounts are not recognised as expense. Short fall in budgeted expense is recoverable from Partner NGO's.

